



COLORBODY™ PORCELAIN | FABRIQUE™

Professional
TILE SOLUTIONS



daltile®

COLORBODY™ PORCELAIN FABRIQUE™



floor • wall • countertop


Fabrique combines the detail of fine fabrics with porcelain flooring that creates an atmosphere as rich and intricate as handcrafted linen. Taking cues from different textures and colors, the Fabrique collection draws inspiration from the way fabric moves and allows you to bring a delicate elegance to any space.

floor • wall • countertop

COLORBODY™ PORCELAIN

FABRIQUE™

Field Tile



BLANC LINEN P685



CRÉME LINEN P686



SOLEIL LINEN P687



BRUN LINEN P691















GRIS LINEN P690



NOIR LINEN P689

CREATIVE IDEAS

<i>Color</i>	 BLANC LINEN P685	 CRÈME LINEN P686	 SOLEIL LINEN P687
<i>Accent</i>	 METAL AGES POLISHED PEWTER MA11 4" X 12" ASHLAR CHAIR RAIL	 METAL AGES ROMAN SHIELD MA22 4" X 12" ACCENT STRIP	 METAL AGES POLISHED BRONZE MA12 4" X 12" ASHLAR CHAIR RAIL
<i>Color</i>	 BRUN LINEN P691	 GRIS LINEN P690	 NOIR LINEN P689
<i>Accent</i>	 METAL AGES POLISHED BRONZE MA12 4" X 12" CORBEL ACCENT STRIP	 METAL AGES CLEFTED PEWTER MA01 1" X 1" MOSAIC	 METAL AGES POLISHED PEWTER MA11 4" X 12" CORBEL ACCENT STRIP

Pattern Ideas

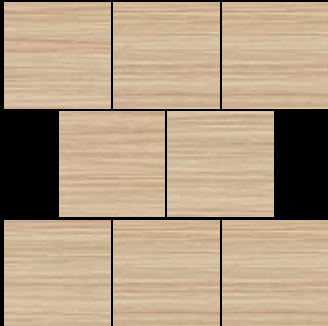
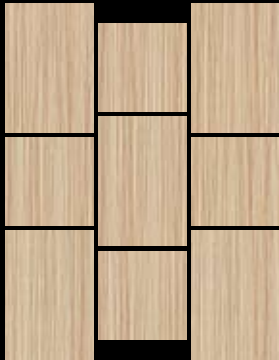


 BRICK	 ALTERNATING VERTICAL	 BASKETWEAVE VERTICAL	 BASKETWEAVE HORIZONTAL
----------------------------------------------------------------------------------------------	----------------------------------------------------------------------------------------------------------------	-----------------------------------------------------------------------------------------------------------------	--------------------------------------------------------------------------------------------------------------------



Photo features Fabrique Noir Linen in 12" x 24" and 2" x 2" Mosaics, and Metal Ages 4" x 12" Corbel Accent in Polished Pewter on shower wall. Shower floor features Fabrique Noir Linen in 2" x 2" Mosaics.

COLORBODY™ PORCELAIN FABRIQUE™

SIZES

NOMINAL	ACTUAL	SQ.FT. CARTON	PIECES PER CARTON
24" x 24" Field Tile (Unpolished)	23-9/16" x 23-9/16" (59.8 cm x 59.8 cm)	15.49	4
12" x 24" Field Tile (Light Polished & Unpolished)	11-3/4" x 23-9/16" (29.8 cm x 59.8 cm)	15.49	8
12" x 12" Field Tile (Unpolished)	11-3/4" x 11-3/4" (29.8 cm x 29.8 cm)	10.65	11
2" x 2" Mosaic (Unpolished)	11-3/4" x 11-3/4" (29.8 cm x 29.8 cm) (Mesh-mounted on 12" x 12" sheet)	10.65	11

LINEAR OPTIONS™ SIZES*

NOMINAL	ACTUAL	SQ.FT. CARTON	PIECES PER CARTON
6" x 24" Field Tile	6" x 24" (14.63 cm x 59.8 cm)	10.65	11
4" x 24" Field Tile	4" x 24" (9.73 cm x 59.8 cm)	6.46	10
2" x 24" Field Tile	2" x 24" (4.67 cm x 59.8 cm)	6.66	20

*Additional linear and rectangular sizes available through Linear Options™, DalTile's linear cutting service. Visit www.daltileproducts.com/lineartileoptions for sizes and order information.

RESIDENTIAL

RESIDENTIAL USAGE

FLOOR	WALL	COUNTERTOPS	EXTERIOR PATIOS	EXTERIOR POOL DECKS
F	W	C	EP	

COMMERCIAL

COMMERCIAL APPLICATION

	LIGHT COMMERCIAL	COMMERCIAL	COMMERCIAL EXTERIORS
Floors**	◆	◆	
Walls/Backsplashes	◆	◆	◆
Counters	◆	◆	◆
Pool Decking			
Pool Linings	◆	◆	◆

Suitable for exterior walls in freezing and non-freezing climates when proper installation methods are followed.

**Unpolished only

Professional
TILE SOLUTIONS



TRU-EDGE



daltile
greenworks™
ENVIRONMENTAL LEADERSHIP THAT WORKS



daltile®

TRIM

TYPE	SIZE	PIECES PER CARTON
Bullnose* S-43C9 (Light Polished & Unpolished)	3" x 12"	33

*Bullnose also available in horizontal design in Light Polished & Unpolished in all colors via Special Order.

SHADE VARIATION



MEDIUM (V2)
Color variation within each tile.

INSTALLATION

THICKNESS	GROUT JOINT RECOMMENDATION
3/8"	1/8" (3/16" when rectangular sizes are used in a staggered brick-joint pattern, where the overlap does not exceed 33%)

SLIP RESISTANCE (WET) : 2 & 3

The higher the rating, the higher the slip resistance.

1	< .50
2	.50 - .59 (Light Polished)
3	≥ .60 (Unpolished)

TEST RESULTS

	ASTM#	RESULTS
Water Absorption	C373	< 0.5%
Breaking Strength	C648	> 450 lbs
Scratch Hardness	MOHS	8.0
Chemical Resistance	C650	Resistant
Coefficient of Friction (Unpolished)	C1028	Wet: ≥ 0.60 Dry: ≥ 0.70
Coefficient of Friction (Light Polished)	C1028	Wet: ≥ 0.50 Dry: ≥ 0.70

NOTES

Special care should be taken when grouting with dark pigmented colors. A grout release is recommended to prevent finely powdered pigments from lodging in the pores of the surface. Use of a latex modified thin-set is recommended for installation.

Since there are variations in all fired ceramic products, tile and trim supplied for your particular installation may not match these samples. Final color selection should be made from actual tiles and trim and not from tile and trim samples or color reproductions. Manufactured in accordance with ANSI A 137.1 standards.

For additional information, refer to "Factors to Consider" at www.daltile.com/CommercialFactors.

Water, oil, grease, etc. create slippery conditions. Floor applications with exposure to these conditions require extra caution in product selection. Not for use on ramps.