



GLAZED PORCELAIN FIDENZA™



daltile®

GLAZED PORCELAIN | FIDENZA™



floor • wall • countertop

Taking its name from a quaint town in the northern part of Italy, the Fidenza collection allows you to create a beautiful space worthy of Fidenza itself. The collection retains the earthy natural tones of its namesake's landscape, and hues that pay homage to the town's rich history and architecture. Fidenza will help you bring a unique touch to make your space truly timeless.

floor • wall • countertop

GLAZED PORCELAIN

FIDENZA™

Field Tile



BIANCO FD01



DORADO FD03



CAFÉ FD02

Decorative Accents



2" X 9" STONE AND GLASS ACCENT FD10



3" X 12" UNIVERSAL BORDER FD10

CREATIVE IDEAS

<i>Color</i>	 BIANCO FD01	 DORADO FD03	 CAFÉ FD02	
	<i>Accent</i>	 SALERNO UNIVERSAL SL87 DECORATIVE ACCENT	 TUMBLER STONE WALNUT TS17 ROPE ACCENT STRIP	 TUMBLER STONE CORAL TS20 PEBBLE ACCENT


Pattern Ideas




GRID PATTERN
WITH FLOOR BORDER



BRICK PATTERN



WALL DIAMOND PATTERN
WITH ACCENT



DIAMOND PATTERN



Photo features Fidenza in Café 12" x 12" in a diagonal pattern, with 3" x 12" Universal Border in hallway.
Wall features Bianco in 9" x 12" with 2" x 2" Mosaic and 2" x 9" Stone and Glass Accent with Champagne Gold Tumbled Stone Chair Rail.


GLAZED PORCELAIN FIDENZA™

SIZES

NOMINAL	ACTUAL	SQ.FT. CARTON	PIECES PER CARTON
18" x 18" Field Tile	17-3/4" x 17-3/4" (45.2 cm x 45.2 cm)	18.00	8
12" x 12" Field Tile	11-13/16" x 11-13/16" (30 cm x 30 cm)	15.00	15
9" x 12" Field Tile	8-15/16" x 11-15/16" (22.7 cm x 30.3 cm)	11.25	15
6" x 6" Field Tile	6" x 6" (15.2 cm x 15.2 cm)	12.50	50
3" x 12" Universal Border	2-13/16" x 11-15/16"	--	10
2" x 9" Stone and Glass Accent	2-13/16" x 9"	--	10
2" x 2" Mosaic	24" x 12" Sheet (60.96 cm x 30.48 cm)	24.00	12

RESIDENTIAL

RESIDENTIAL USAGE

FLOOR*	WALL	COUNTERTOPS	EXTERIOR PATIOS**	EXTERIOR POOL DECKS
F	W	C	EP	

*Wall tile suitable for residential bathroom floors only.

**Floor tile only.

COMMERCIAL

COMMERCIAL APPLICATION

	LIGHT COMMERCIAL	COMMERCIAL	COMMERCIAL EXTERIORS
Floors	◆	◆	
Walls/ Backsplashes	◆	◆	◆
Counters	◆	◆	◆
Pool Decking			
Pool Linings	◆	◆	◆

Suitable for exterior walls in freezing and non-freezing climates when proper installation methods are followed. Wall tile suitable for exterior walls in non-freezing climates only.

NOTES













Use of a latex modified thin-set is recommended for installation.

Since there are variations in all fired ceramic products, the tile and trim supplied for your particular installation may not match these samples. Final color selection should be made from actual tiles and trim and not from tile and trim samples or color reproductions. Manufactured in accordance with ANSI A137.1 standards.

For additional information refer to "Factors to Consider" at: www.daltile.com/CommercialFactors

Water, oil, grease etc. create slippery conditions. Floor applications with exposure to these conditions require extra caution in product selection. Not for use on ramps.

TRIM

TYPE	SIZE	PIECES PER CARTON
 Floor Bullnose P-43C9	3" x 12"	30
 Bullnose S-4309	3" x 9"	54
 Bullnose Corner SN-4309	3" x 3"	32
 Surface Bullnose S-4269	2" x 6"	100
 Surface Bullnose Outcorner SN-4269	2" x 2"	50
 Radius Bullnose A-4200	2" x 6"	100
 Radius Bullnose Corner AN-4200	2" x 2"	200
 Counter Rail 26CRWL	2" x 6"	36
 Counter Rail Corner 22CRCN	2" x 2"	24
 Quarter Round A-106	1" x 6"	152
 Quarter Round Corner UC-106	1" x 1"	40
 Mosaics S-886MS	2" x 2"	108

SHADE VARIATION



INSTALLATION

THICKNESS	GROUT JOINT RECOMMENDATION
5/16"	3/16" (Floor), 1/4" (Mosaic) and 1/16" (Wall)

SLIP RESISTANCE (WET) : 3

The higher the rating, the higher the slip resistance.

1 < .50
2 .50 - .59
3 ≥ .60 (Floor tile only)

DURABILITY : 4

Floor Wear Resistance

1 Residential Bathrooms
2 All Residential Areas
3 All Residential Light Commercial
4 All Residential Commercial

TEST RESULTS

	ASTM#	FLOOR	WALL	MOSAICS
Water Absorption	C373	< 0.5%	< 20.0%	< 3%
Breaking Strength	C648	> 300 lbs	100-230 lbs	> 250 lbs
Scratch Hardness	MOHS	8.0	4.0-6.5	8.0
Chemical Resistance	C650	Resistant	Resistant	Resistant
Coefficient of Friction	C1028	Wet: ≥0.60 Dry: ≥0.65	Wet: <0.50 Dry: ≥0.80	Wet: <0.50 Dry: ≥0.80

