

COLORBODY™ PORCELAIN

ASPEN LODGE™



 **daltile**[®]
DESIGN WITH CONFIDENCE™



ASPEN LODGE™

COLORBODY™ PORCELAIN

floor • wall • countertop

Field Tile



MORNING BREEZE AL60




GOLDEN RIDGE AL61



SHADOW PINE AL62



COTTO MIST AL63



MIDNIGHT BLAZE AL64

Mosaic Field Tile



MORNING BREEZE AL60



GOLDEN RIDGE AL61



SHADOW PINE AL62



COTTO MIST AL63



MIDNIGHT BLAZE AL64

Cover photo features Shadow Pine 18 x 18 field tile, 1 x 1 mosaic and 6 x 12 cove base on the wall. Floor features Shadow Pine 12 x 12 field tile and 1 x 1 mosaics in a diamond pattern.

ASPEN LODGE™

COLORBODY™ PORCELAIN

Backsplash Design Ideas



Backsplash features Morning Breeze 6 x 6 field tile and 3 x 3 Octagon and Dot mosaic with Natural Stone in Champagne Gold 3/4 x 12 Pencil Rail.

Pattern Ideas



MODULAR RECTANGLE



GRID



CLUSTERED TRELLIS



DIAMOND

CREATIVE IDEAS

Color



MORNING BREEZE AL60



GOLDEN RIDGE AL61



SHADOW PINE AL62

Accent



TUMBLLED STONE
SIENNA GOLD/ANTALYA DARK/
MEDITERRANEAN IVORY TS68
Diamond Accent Strip



FASHION ACCENTS
LINDAU SIENNA FA25
2 x 12 Accent Strip



TUMBLLED STONE
AUTUMN MIST/CALIFORNIA GOLD TS91
2 x 1 Accent Strip

Color




COTTO MIST AL63



MIDNIGHT BLAZE AL64

Accent



FASHION ACCENTS
135 ALMOND FA52
4 x 12 Noce Tumbled Stone Listello



AGED IRON MS10
2 x 2 Floral Dot

SIZES

		SQ.FT. CARTON	PCS. PER CARTON
18 x 18 Field Tile	(17-3/4" x 17-3/4") (45.2 cm x 45.2 cm)	15.28	7
12 x 12 Field Tile	(11-13/16" x 11-13/16") (30.0 cm x 30.0 cm)	14.53	15
6 x 6 Field Tile	(6" x 6") (15.2 cm x 15.2 cm)	7.53	31
1 x 1 Mosaics (Mesh mounted on 1' x 1' sheet)	(11-13/16" x 11-13/16") (30.0 cm x 30.0 cm)	7.74	8 (sheets)
3 x 3 Octagon/Dot Mosaics* (Mesh mounted on 1' x 1' sheet)	(2-3/4" x 2-3/4") (7.0 cm x 7.0 cm)	7.74	8 (sheets)

* 16 Octagons and 16 Dots per sheet

RESIDENTIAL USAGE

FLOORS	WALLS	COUNTERTOPS	EXTERIOR PATIOS	EXTERIOR POOL DECKS
F	W	C	EP	ED

COMMERCIAL USAGE

	INTERIOR			EXTERIOR	
	LIGHT RESIDENTIAL	COMMERCIAL	COMMERCIAL	RESIDENTIAL	COMMERCIAL
Floors/Patios	✓	✓	✓	✓	
Walls/Backsplashes	✓	✓	✓	✓	✓
Countertops	✓	✓	✓	✓	✓
Pool Decking					
Pool Linings	✓	✓	✓	✓	✓

Water, oil, grease, etc. create slippery conditions. Floor applications with exposure to these conditions require extra caution in product selection. Not for use on ramps.

Suitable for exterior walls in freezing and non-freezing climates when proper installation methods are followed.




NOTES

Since there are variations in all fired ceramic products, tile and trim supplied for your particular installation may not match these samples. Final color selection should be made from actual tiles and trim and not from tile and trim samples or color reproductions. Manufactured in accordance with ANSI A137.1 standards.

Special care should be taken when grouting with dark pigmented colors. A grout release is recommended to prevent finely powdered pigments from lodging in the pores of the tile surface. Use of a modified latex thin-set is recommended for installation.

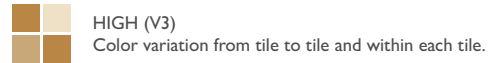
For additional information, refer to "Factors to Consider" at <http://daltile.com/factors-to-consider.cfm>.

TRIM

	TYPE	NUMBER	SIZE	PCS. PER CARTON
	Bullnose	S-43C9	3 x 12	30
	Cove Base*	S-36C9T	6 x 12	8
	Outcorner	SC-36C9T	1 x 6	4

* Cove Base trim is intended to coordinate with floor field tile in the standard 90-degree installation position.

SHADE VARIATION



INSTALLATION

THICKNESS	GROUT JOINT RECOMMENDATION
1/4"	3/16"

DYNAMIC C.O.F. (WET) : 2

The higher the rating, the higher the slip resistance.

1 < .42

2 ≥ .42

STATIC C.O.F. (WET) : 3

1 < .50

2 .50 - .59

3 ≥ .60

TEST RESULTS

	ASTM#	FLOOR RESULT
Water Absorption	C373	< 0.5%
Breaking Strength	C648	> 400 lbs
Scratch Hardness	MOHS	8.5
Chemical Resistance	C650	Resistant
Dynamic C.O.F.	A137.1	≥ 0.42
Static C.O.F.	CI028	Wet: ≥ 0.60 Dry: ≥ 0.70

Dynamic C.O.F. (Wet) value as measured by the DCOF AcuTest™ helps to assess a products suitability for a commercial environment. For more information, visit our website at www.daltile.com/DCOF.

ASPEN LODGE™

COLORBODY™ PORCELAIN



floor • wall • countertop



daltile
greenworks™
ENVIRONMENTAL LEADERSHIP THAT WORKS

By their very design, Daltile products can help make it easier for you to earn LEED™ points and/or points towards many industry leading green home building programs. From using recycled material content to establishing manufacturing facilities within 500 miles of your project, we help ensure you don't have to compromise your design to be environmentally conscious. For detailed information, visit daltilegreenworks.com.



PRE CONSUMER
RECYCLED MATERIALS



EXTERIOR
PRODUCT

CERTIFIED
PORCELAIN
TILE
0.5% or less water absorption



7834 C. F. Hawn Freeway | Dallas, TX 75217 | 214.398.1411 800.933.TILE
For more information about Daltile products and services, visit our website at daltile.com

©2012 Dal-Tile Corporation (10/12) SSdTASPENLG