


GLAZED CERAMIC  
BRIXTON™



**daltile**  
DESIGN WITH CONFIDENCE™



BRIXTON™

GLAZED CERAMIC

*floor • wall • countertop*

*Field Tile*



BONE BX01



SAND BX02



MUSHROOM BX03

*Wall Tile*



BONE BX01  
9 x 12 Wall Tile



SAND BX02  
9 x 12 Wall Tile



MUSHROOM BX03  
9 x 12 Wall Tile

Cover photo features Sand 18 x 18 field tile with Elemental Glass in Rootbeer Float 3/4 x 3/4 mosaic on the floor. Wall features Elemental Glass in Rootbeer Float 3/4 x 3/4 mosaic.

BRIXTON™

GLAZED CERAMIC

*Wall Decorative Accents*



BONE BX01  
4 x 9 Wall Accent



SAND BX02  
4 x 9 Wall Accent



MUSHROOM BX03  
4 x 9 Wall Accent

*Decorative Accents*



UNIVERSAL BX10  
3 x 12 Decorative Border

*Backsplash Design Ideas*



Backsplash features Mushroom 6 x 6 wall tile with Universal 3 x 12 decorative border.




Backsplash features Sand 6 x 6 wall tile with Mediterranean Ivory 1 x 2 pencil rail and Stone Radiance in Mushroom/Morning Sun Blend 5/8 x 5/8 mosaic.

*Tile Pattern Ideas*




GRID PATTERN  
WITH FLOOR ACCENT



GRID PATTERN



CHECKERBOARD



DIAMOND

*floor • wall • countertop*



Photo features Sand 9 x 12 and 6 x 6 wall tile on the shower wall, and Sand 18 x 18 field tile on the floor. Step features Universal 3 x 12 accent. Shower bench and floor pan feature Salerno Cremona Cafe 2 x 2 mosaics.

# BRIXTON™

# GLAZED CERAMIC

## SIZES

		SQ.FT. CARTON	PCS. PER CARTON
18 x 18 Floor Tile	(17-7/8" x 17-7/8") (45.4 cm x 45.4 cm)	18.00	8
12 x 12 Floor Tile	(11-13/16" x 11-13/16") (30.0 cm x 30.0 cm)	11.00	11
9 x 12 Wall Tile	(8-15/16" x 11-15/16") (22.7 cm x 30.3 cm)	11.25	15
6 x 6 Wall Tile	(6" x 6") (15.2 cm x 15.2 cm)	12.50	50
4 x 9 Wall Accent	(4" x 8-15/16") (10.2 cm x 22.7 cm)	--	20
3 x 12 Universal Decorative Border	(3" x 11-3/4") (7.6 cm x 29.9 cm)	--	10

## RESIDENTIAL USAGE

FLOORS	WALLS	COUNTERTOPS	EXTERIOR PATIOS	EXTERIOR POOL DECKS
F*	W	C	EP**	

\*Wall field tile also suitable for residential bathroom floors not subject to outside foot traffic, excluding accent pieces.

\*\*Floor tile suitable in non-freezing climates only (excluding accent pieces).

## COMMERCIAL USAGE

	INTERIOR			EXTERIOR	
	RESIDENTIAL	LIGHT COMMERCIAL	COMMERCIAL	RESIDENTIAL	COMMERCIAL
Floors/Patios	✓*	✓	✓	✓**	
Walls/Backsplashes	✓	✓	✓	✓	✓
Countertops	✓	✓	✓	✓	✓
Pool Decking					
Pool Linings	✓	✓	✓	✓	✓

Suitable for non-freezing climates when proper installation methods are followed. Decorative floor border and corner suitable for interior use only.

\*Wall tile suitable for residential floors only, where not subject to outside floor traffic (excluding accent pieces).

\*\*Floor tile suitable in non-freezing climates only (excluding accent pieces).

## NOTES

Since there are variations in all fired ceramic products, tile and trim supplied for your particular installation may not match these samples. Final color selection should be made from actual tiles and trim and not from tile and trim samples or color reproductions. Manufactured in accordance with ANSI A 137.1 standards.

Water, oil, grease, etc. create slippery conditions. Floor applications with exposure to these conditions require extra caution in product selection. Not for use on ramps.

For additional information, refer to "Factors to Consider" at [www.daltile.com/CommercialFactors](http://www.daltile.com/CommercialFactors).

## TRIM

	TYPE	NUMBER	SIZE	PCS. PER CARTON
	Bullnose	S-43C9	3 x 12	22
	Bullnose	S-4269	2 x 6	100
	Bullnose	S-4309	3 x 9	54
	Bullnose	S-4669	6 x 6	50
	Bullnose Corner	SN-4269	2 x 2	25
	Bullnose Corner	SN-4309	3 x 3	32
	Bullnose Corner	SCRL-4669	6 x 6	50
	Quarter Round	A-106	1 x 6	152
	Quarter Round Corner	UC-106	1 x 1	40
	Counter/Chair Rail	26CRWL	2 x 6	36
	Counter Rail Corner	22CRCN	2 x 2	24
	Radius Bullnose	A-4200	2 x 6	100
	Radius Bullnose Corner	AN-4200	2 x 2	200

## SHADE VARIATION



MEDIUM (V2)  
Color variation within each tile.

## INSTALLATION

THICKNESS	GROUT JOINT RECOMMENDATION
5/16"	3/16" (Floor) 1/16" (Wall)

## DYNAMIC C.O.F. (WET) : 2

The higher the rating, the higher the slip resistance.

1 < .42

2 ≥ .42

## STATIC C.O.F. (WET) : 3

1 < .50

2 .50 - .59

3 ≥ .60

## DURABILITY : 4

Floor wear resistance

1 Residential Bathrooms

2 All Residential Areas

3 All Residential / Light Commercial

4 All Residential / Commercial

## TEST RESULTS

	ASTM#	FLOOR RESULT	WALL RESULT
Water Absorption	C373	< 3.0%	< 20%
Breaking Strength	C648	> 250 lbs	120-230 lbs.
Scratch Hardness	MOHS	8.0	4.0-6.5
Chemical Resistance	C650	Resistant	Resistant
Dynamic C.O.F.	A137.1	≥ 0.42	--
Static C.O.F.	C1028	Wet: ≥ 0.60 Dry: ≥ 0.65	--
Abrasion Resistance	C1027	4	--

Dynamic C.O.F. (Wet) value as measured by the DCOF AcuTest™ helps to assess a products suitability for a commercial environment. For more information, visit our website at [www.daltile.com/DCOF](http://www.daltile.com/DCOF).

BRIXTON™

GLAZED CERAMIC



*floor • wall • countertop*



**daltile**  
**greenworks**  
ENVIRONMENTAL LEADERSHIP THAT WORKS

By their very design, Daltile products can help make it easier for you to earn LEED™ points and/or points towards many industry leading green home building programs. From using recycled material content to establishing manufacturing facilities within 500 miles of your project, we help ensure you don't have to compromise your design to be environmentally conscious. For detailed information, visit [daltilegreenworks.com](http://daltilegreenworks.com).



PRE CONSUMER  
RECYCLED MATERIALS



7834 C. F. Hawn Freeway | Dallas, TX 75217 | 214.398.1411 | 800.933.TILE  
For more information about Daltile products and services, visit our website at [daltile.com](http://daltile.com)

©2012 Dal-Tile Corporation (7/13) SSDBRIXTON