



American Marazzi Tile, Inc.
Headquarters & Manufacturing Plant

359 Clay Road
Sunnyvale, Texas 75182

Telephone
972.226.0110
Fax
972.226.5629

www.marazzitile.com
contact@marazzitile.com

CRYSTAL STONE is available nationwide.
To locate your nearest Distributor call
American Marazzi Tile Customer Service
or visit www.marazzitile.com

DISTRIBUTED BY:

Color and other aesthetic features shown are as close as the limitation of the printing process will allow. We have tried to make this brochure as comprehensive and factual as possible. We reserve the right, however, to make changes at any time, without notice, in colors, materials, packaging, specifications and availability. Since some information may have been updated since time of printing, please check with American Marazzi Tile Customer Service for details.



Crystal Stone
mesh-mounted glass/stone mosaics

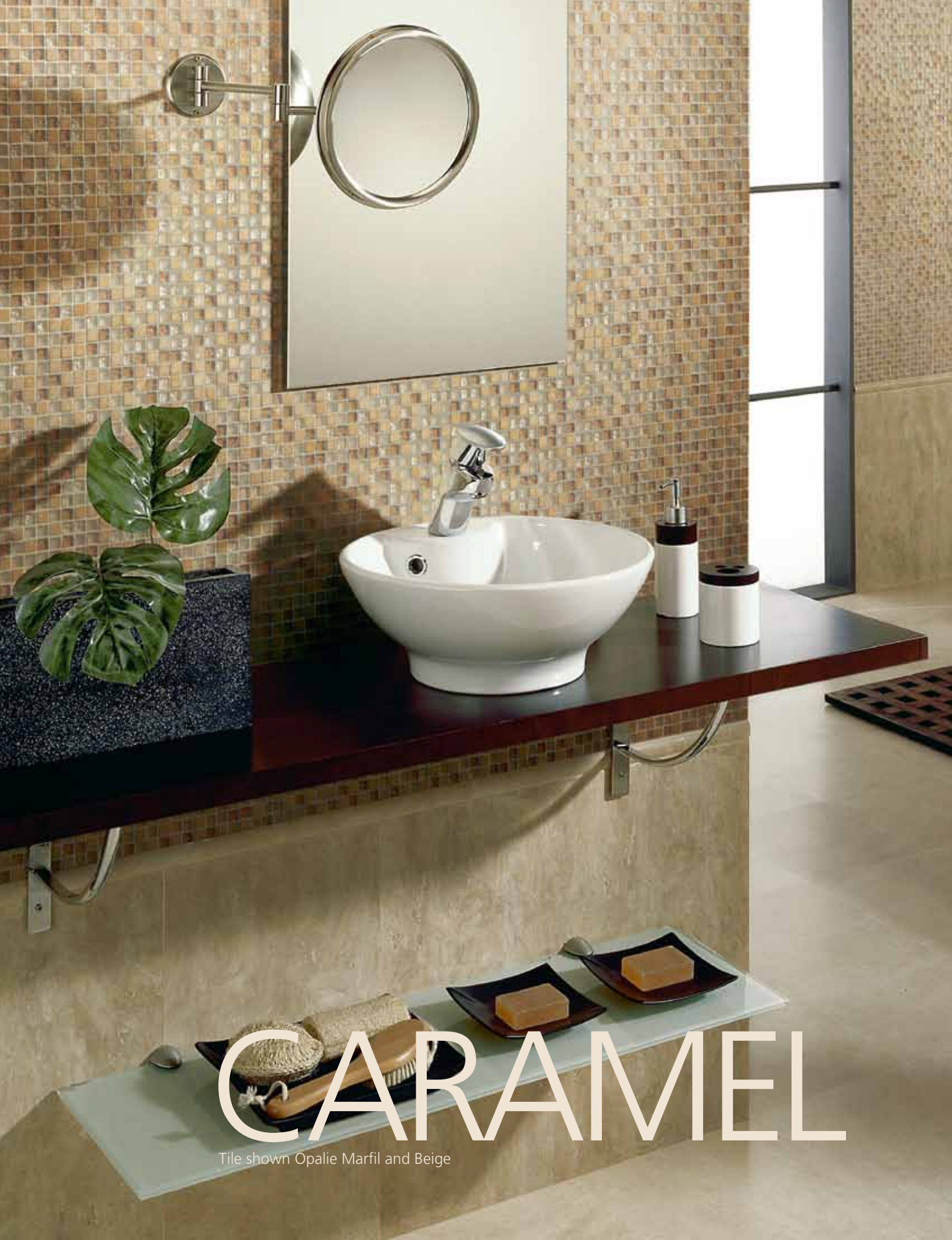
Crystal Stone

The sum is exponentially greater than the parts in CRYSTAL STONE . . . beauty to the nth degree. Separately, the bits of glass and stone might appear inconsequential, but the remarkable pairings elevate them to miniature objets d'art.

Extremely versatile, the mesh-mounted modules are easily installed intact to cover large expanses. Or, conversely, they can be cut into strips for use as vertical or horizontal listelli or dots for decorative insertions on backsplashes, floors, fireplace surrounds or tub, shower and pool walls.

These mosaics are a nearly universal deco with a chameleon-like ability to accentuate many different tile series with equally pleasing results.


The shimmer and shine of both clear and translucent glass combine with the velvety smoothness of tumbled marble to immediately attract attention.



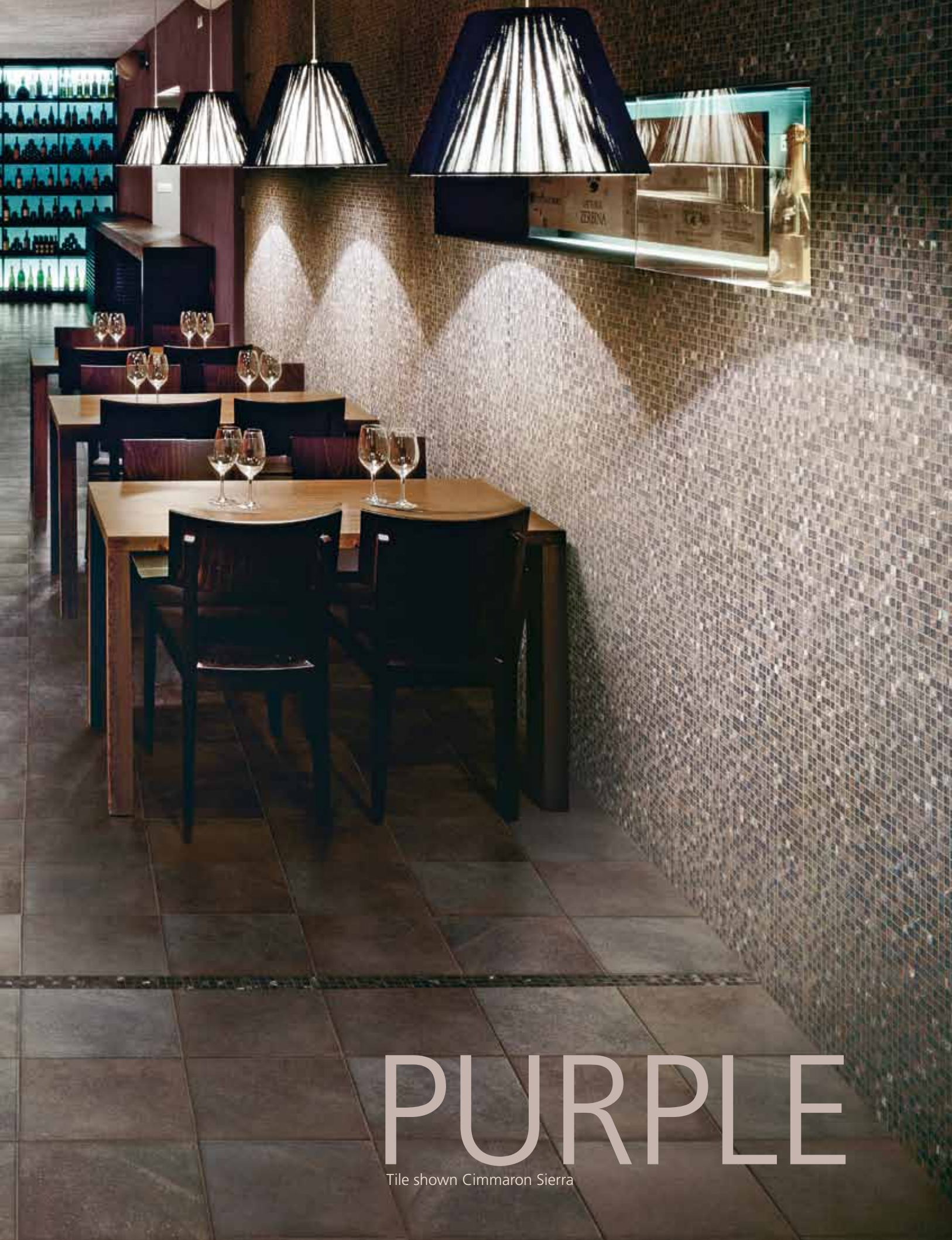
CARAMEL

Tile shown Opalie Marfil and Beige

MARINE



Like tiny jewels nestled amid a soft, matte background, reflective gleams add zing to any setting from traditional to contemporary.



PURPLE

Tile shown Cimmaron Sierra





BREEZE

GOLD



Sensuous to the touch, CRYSTAL STONE elevates everyday living by adding traces of sublime elegance wherever it's incorporated.




WALNUT

Tile shown Sumatra Medan







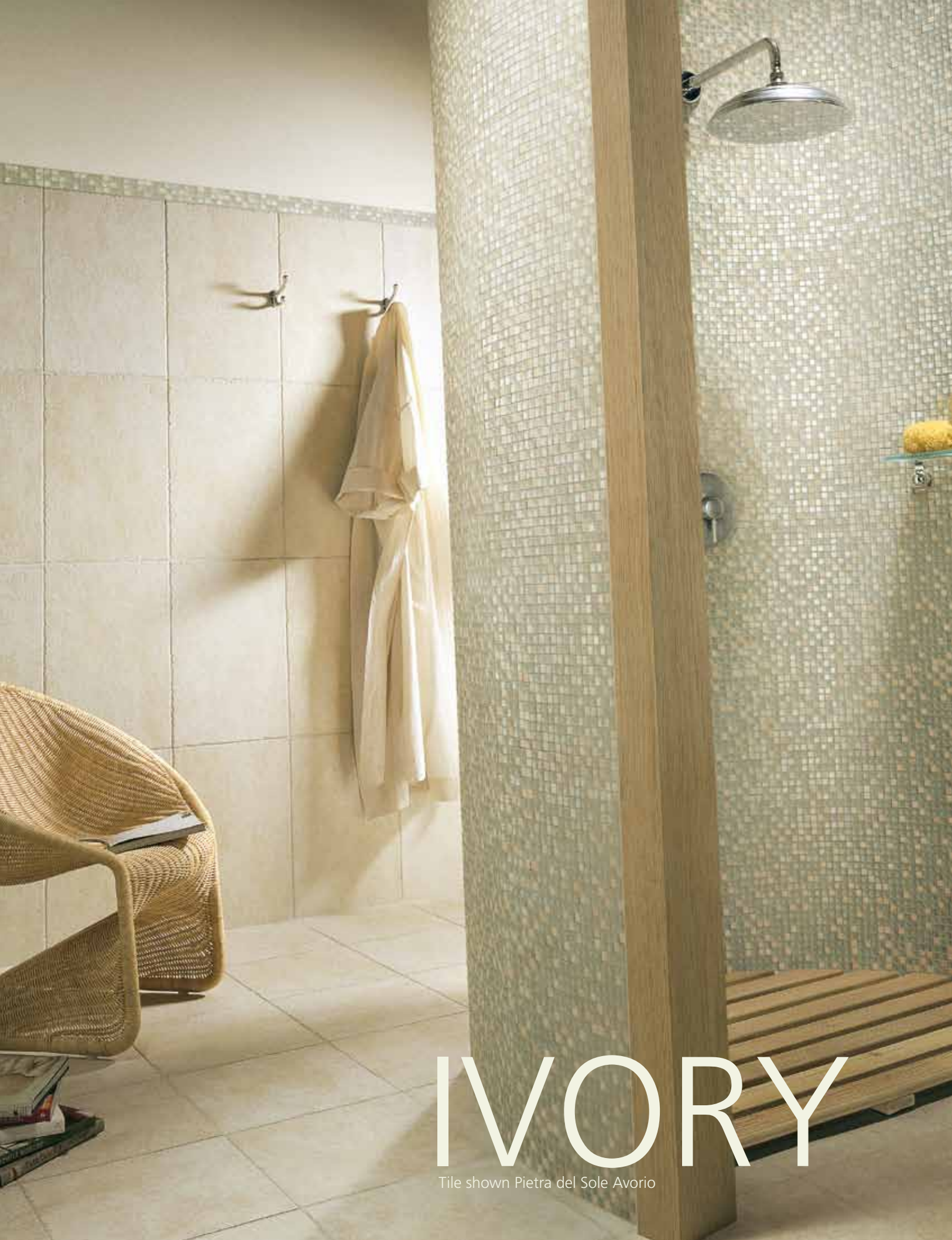
HONEY

Tile shown Pietra del Sole Oro

COFFEE



Nine gem-like shades range from creamy whites to golden tans to blue-grays to chocolates and purples. The tiny touches of opulence are universally appealing whether as an entire canvas or as focal points of color.



IVORY

Tile shown Pietra del Sole Avorio

Crystal Stone

floor and wall tile - mesh-mounted glass/stone mosaics




LG4A Ivory
12"x12"




LG4H Honey
12"x12"




LG4J Gold
12"x12"



LG4G Purple
12"x12"



LG4C Breeze
12"x12"



LG4D Marine
12"x12"

ASTM Test Results

Technical Characteristics	ASTM Standards	ASTM Test Results	ASTM Test Methods
Water Absorption	2% - 5%	2% - 5%	C373
Frost Resistance	As Reported	Resistant	C1026
Scratch Resistance	MOHS 1-10	6	MOHS Scale
Breaking Strength	≥ 250 lbf.	N/A	C648
Facial Dimension	-3.0% < Nominal ≤ 3.0%	N/A	C499
Thickness	≤ 0.04 in (1.02 mm max)	N/A	C499
Wedging (squareness)	+/- 0.50% or +/- 2.0 mm**	N/A	C502
Warpage (flatness)	+/- 0.75% or +/- 2.3 mm**	N/A	C485
Class (PEI)	Class 0 - Class V	Class III*	C1027
Dry Coefficient of Friction	As Reported	0.60 ≤ C.O.F. < 0.70	C1028
Wet Coefficient of Friction	As Reported	0.40 ≤ C.O.F. < 0.50	C1028
Chemical Resistance	Class A - Class E	Class A	C650
Stain Resistance	Class A - Class E	Class A	C1378

* Durability Classification / Suggested Applications


Class III: Tile in this class may withstand normal footwear and regular traffic, with some dirt and/or other abrasives present in limited quantities. Tile in this class may be used in light commercial installations with limited foot traffic and with no direct access to the outside including residential kitchens and hallways, with limited traffic from the outside. See Coefficient of Friction and Frost Resistance for installation-specific details.

** Whichever is less


-  Field Tile
-  Wall Tile
-  Frost Resistant
-  Slight Variation
-  Durability Classification
-  C.O.F. (Wet)
-  C.O.F. (Dry)




LG4B Caramel
12"x12"



LG4F Walnut
12"x12"



LG4E Coffee
12"x12"

	Sizes	Pcs	Sq. Ft.	Weight (lbs.)	Thickness
Floor Tile	12" x 12"	6	5.81	20.00	Compatible