



Home

Calacatta Pearl

Emperador Mocha

Marfil Cream

Technical

Packaging

3d Printing Technique

Merchandising

Contact Us

the fine art of porcelain stoneware

(timeless collection)

glazed porcelain stoneware | rectified | 3d printing technique

# calacatta pearl

[Click Here For More Information](#)



20"x20"R - 12"x24"R - 13"x13"R - 3¼"x6½"R



Mosaic - Hexagon 1¼"x1½"  
13"x13"



[Home](#)

[Calacatta Pearl](#)

[Emperador Mocha](#)

[Marfil Cream](#)

[Technical](#)

[Packaging](#)

[3d Printing Technique](#)

[Merchandising](#)

[Contact Us](#)

**calacatta pearl**

Floor: 20"x20"R


Wall: 3¼"x6½"R

# timeless collection calacatta pearl

color body porcelain stoneware | rectified | 3d printing technique



**UK2D** Calacatta Pearl  
20"x20" Rectified



**UK2K** Calacatta Pearl  
12"x24" Rectified



**UK2A** Calacatta Pearl  
13"x13" Rectified



**UK2N** Calacatta Pearl  
3 3/4"x6 1/2" Rectified



**UK2V** Calacatta Pearl  
Mosaic - Hexagon 1 3/4"x1 1/2"  
13"x13"

## Trims



**UK2S** Calacatta Pearl  
Bullnose  
3"x13"

## Decorative Options

### Romance Collection



**UJ6S** Nickel  
Dot Insert\*  
2"x2"



**UJ7A** Nickel  
Dot Insert\*  
1"x1"



**UJ6N** Nickel  
Chair Rail\*  
1 1/2"x13"



**UJ9D** Nickel  
Dot Listelli\*  
1"x13"



**UJ6Q** Nickel  
Pencil Liner\*  
1/2"x13"

## Catwalk



**UJ9V** Olive Oxfords  
Random Mosaic  
12"x12"

\* Suggested for interior applications only.

Home

Calacatta  
Pearl

Emperador  
Mocha

Marfil Cream

Technical

Packaging

3d Printing  
Technique

Merchandising

Contact Us

[Click Here For Information](#)



# emperador mocha

[Click Here For More Information](#)



20"x20"R - 12"x24"R - 13"x13"R - 3/4"x6 1/2"R



Mosaic - Hexagon 1 1/4"x1 1/2" 13"x13"



[Home](#)

[Calacatta Pearl](#)

[Emperador Mocha](#)

[Marfil Cream](#)

[Technical](#)

[Packaging](#)

[3d Printing Technique](#)

[Merchandising](#)

[Contact Us](#)

**emperador mocha**

Floor: 20"x20"R

# timeless collection emperador mocha

color body porcelain stoneware | rectified | 3d printing technique



**UK2F** Emperador Mocha  
20"x20" Rectified



**UK2M** Emperador Mocha  
12"x24" Rectified



**UK2C** Emperador Mocha  
13"x13" Rectified



**UK2R** Emperador Mocha  
3/4"x6 1/2" Rectified



**UK2X** Emperador Mocha  
Mosaic - Hexagon 1 3/4"x1 1/2"  
13"x13"


## Trims



**UK2U** Emperador Mocha  
Bullnose  
3"x13"

## Decorative Options


### Romance Collection



**UJ68** Venetian Bronze Dot Insert\*  
2"x2"  
**UJ7C** Venetian Bronze Dot Insert\*  
1"x1"



**UJ7S** Venetian Bronze Chair Rail\*  
1 1/2"x13"  
**UJ7U** Venetian Bronze Pencil Liner\*  
1/2"x13"



**UJ6T** Bronze Dot Insert\*  
2"x2"  
**UJ7B** Bronze Dot Insert\*  
1"x1"



**UJ6P** Bronze Chair Rail\*  
1 1/2"x13"  
**UJ6R** Bronze Pencil Liner\*  
1/2"x13"



**UJ9E** Bronze Dot Listelli\*  
1"x13"

## Catwalk



**UJ93** Walnut Wedge Random Mosaic  
12"x12"

Home

Calacatta Pearl

Emperador Mocha

Marfil Cream

Technical

Packaging

3d Printing Technique

Merchandising

Contact Us

[Click Here For Information](#)



\* Suggested for interior applications only.

# marfil cream

[Click Here For More Information](#)



20"x20"R - 12"x24"R - 13"x13"R - 3¼"x6½"R



Mosaic - Hexagon 1¼"x1½"  
13"x13"



[Home](#)

[Calacatta Pearl](#)

[Emperador Mocha](#)

[Marfil Cream](#)

[Technical](#)

[Packaging](#)

[3d Printing Technique](#)

[Merchandising](#)

[Contact Us](#)

## marfil cream

Floor: 3¼"x6½"R

Wall: 13"x13" - Hexagon Mosaic 1¼"x1½" - Catwalk Walnut Wedge 13"x13" - Romance Collection Nickel Dot Listelli 1"x13"

# timeless collection marfil cream

color body porcelain stoneware | rectified | 3d printing technique



**UK2E** Marfil Cream  
20"x20" Rectified



**UK2L** Marfil Cream  
12"x24" Rectified



**UK2B** Marfil Cream  
13"x13" Rectified



**UK2P** Marfil Cream  
3/4"x6 1/2" Rectified



**UK2W** Marfil Cream  
Mosaic - Hexagon 1 3/4"x1 1/2"  
13"x13"

## Trims



**UK2T** Marfil Cream  
Bullnose  
3"x13"

Home

Calacatta Pearl

Emperador Mocha

Marfil Cream

Technical

Packaging

3d Printing Technique

Merchandising

Contact Us

## Decorative Options

### Romance Collection



**UJ6S** Nickel  
Dot Insert\*  
2"x2"



**UJ7A** Nickel  
Dot Insert\*  
1"x1"



**UJ6N** Nickel  
Chair Rail\*  
1 1/2"x13"



**UJ9D** Nickel  
Dot Listelli\*  
1"x13"



**UJ6Q** Nickel  
Pencil Liner\*  
1/2"x13"

## Catwalk



**UJ93** Walnut Wedge  
Random Mosaic  
12"x12"

\* Suggested for interior applications only.


[Click Here For Information](#)




# timeless collection testing/packaging

color body porcelain stoneware | rectified | 3d printing technique

## packaging

	Sizes	Pcs	Sq. Ft.	Weight (lbs.)	Thickness
Modular Tile	3¼"x 6½"R	72	10.22	42	0.334
Modular Tile	13"x 13"R	15	17.43	67	0.334
Floor Tile	12"x 24"R	5	9.51	55	0.433
Floor Tile	20"x 20"R	6	15.96	84	0.433
Mosaic - Hexagon 1¾"x 1½"	13"x 13"	10		39	Compatible
Insert	2"x 2"	8		1	Compatible
Insert	1"x 1"	10		1	Compatible
Listelli	1"x 13"	10		4	Compatible
Pencil Liner	½"x 13"	10		3	Compatible
Chair Rail	1½"x 13"	10		8	Compatible
Random Mosaic	12"x 12"	10		13	Compatible
Bullnose	3"x 13"	20		21	Compatible

	Sizes	Ctn	Sq. Ft.	Weight (lbs.)
Modular Tile	3¼"x 6½"R	51	521.22	2142
Modular Tile	13"x 13"R	38	662.34	2546
Floor Tile	12"x 24"R	40	380.40	2200
Floor Tile	20"x 20"R	24	383.04	2016

## technical

Technical Characteristics	ASTM Standards	ASTM Test Results	ASTM Test Methods
Water Absorption	≤ 0.50%	≤ 0.50%	C373
Frost Resistance	As Reported	Resistant	C1026
Scratch Resistance	MOHS 1-10	7	MOHS Scale
Breaking Strength	≥ 250 lbf.	≥ 416 lbf.	C648
Facial Dimension	-3.0% < Nominal ≤ 2.0%	Within Standard	C499
Thickness	≤ 0.04 in (1.02 mm max)	Within Standard	C499
Wedging (squareness)	+/- 0.25% or +/- 0.8 mm**	Within Standard	C502
Warpage (flatness)	+/- 0.40% or +/- 1.8 mm**	Within Standard	C485
Abrasion Resistance	Class 0 - Class V	Class IV	C1027
DCOF-Dynamic Coefficient of Friction (Wet Areas Only) <sup>†</sup>	As Reported	Minimum 0.42	DCOF AcuTest <sup>SM</sup> *
SCOF-Static Coefficient of Friction (Dry)	As Reported	0.80 ≤ C.O.F. < 0.90	C1028
SCOF-Static Coefficient of Friction (Wet)	As Reported	0.60 ≤ C.O.F. < 0.70	C1028
Chemical Resistance	Class A - Class E	Class A	C650
Stain Resistance	Class A - Class E	Class A	C1378

<sup>†</sup>Dynamic Coefficient of Friction (DCOF) - Water, oil, grease or other fluids create slippery conditions. When installing floors in areas with exposure to these conditions, a minimum D.C.O.F. value of 0.42 is required. Additionally, extra caution is required with regards to product selection and proper maintenance. Visit [www.tcnatile.com](http://www.tcnatile.com) for complete information regarding the DCOF Acutest test method and values.

\*DCOF AcuTest is the industry designation for the test procedure contained in ANSI A137.1 Section 9.6, which has been extensively researched, allows for in-situ field measurements, and is in use at tile manufacturing facilities. It was so named to distinguish it from other DCOF measurements using different instruments and/or protocols.

\*\* Whichever is less



Home

Calacatta Pearl

Emperador Mocha

Marfil Cream

Technical

Packaging

3d Printing Technique

Merchandising

Contact Us

[Click Here For Information](#)





## DIGITAL

- The process is **DIGITAL** printing, exactly like a personal printer (ink jet printer).
  - The printer combines 4 main colors (blue, yellow, black, brown) to create the colors in the design.
  - The digital print process is different from rotocolor in that it does not touch the surface of the tile...the ink is "sprayed" on in a very controlled manner, allowing for intricate designs.
- 

## DESIGN

- The **DESIGNS** are practically limitless.
  - The process allows us to scan in virtually any image and reproduce that image on tile, just like scanning and printing a picture.
  - We have the ability to scan over 100 different pieces of 12x12 stone and recreate them exactly on the production line, **at the maximum resolution**.
  - The degree of resolution determines the number of unique faces we **begin** with; at a lower resolution we can **begin** with more unique faces.
- 

## DEFINITION


- The **DEFINITION** achieved through this process is much higher than the typical rotocolor technology.
- Digital printing is measured by "dots per inch" or "dpi". Higher "dpi" typically means better resolution. In this case, it can also be related to the number of unique faces of tile. The higher the resolution, the fewer unique faces.
- If we print approximately 100 12x12 tiles at the maximum 360 dpi, we will fill the memory. If we choose to lower the "dpi", we can print a higher quantity of square footage without a repeat.
- The technology allows the design to be printed in all the grooves and indentations.
- Synchronizing patterns is not an issue.
- Will print to the edges, no more framing effect.

[Home](#)[Calacatta Pearl](#)[Emperador Mocha](#)[Marfil Cream](#)[Technical](#)[Packaging](#)[3d Printing Technique](#)[Merchandising](#)[Contact Us](#)

# (timeless collection merchandising)

color body porcelain stoneware | rectified | 3d printing technique

## Contractor Board




Description: Z220 Timeless Collection Contractor Board  
Size: 10½"x 14"

## Product Overview



Description: Timeless Collection Product Overview  
Size: 8½" x 11"

## Brochure



Description: Z838 Timeless Brochure  
Size: 8½"x 11"

## Illustrated Sample Boards



Description: Z407 Timeless Collection Calacatta Pearl  
Illustrated Sample Board



Description: Z408 Timeless Collection Marfil Cream  
Illustrated Sample Board



Description: Z409 Timeless Collection Emperador Mocha  
Illustrated Sample Board

## Specfier Kit



Description: Z277 Timeless Collection Specfier Kit  
Tri-fold  
Size: 10¼"x 12½"



Inside

Home

Calacatta Pearl

Emperador Mocha

Marfil Cream

Technical

Packaging

3d Printing Technique

Merchandising

Contact Us

## Grouted Panel Display

- Z658 Timeless Collection Header Panel
- Z188 Waterfall Display
- Z659 Timeless Collection Calacatta Pearl
- Z660 Timeless Collection Emperador Mocha
- Z661 Timeless Collection Marfil Cream

## Premier Retailer Display

- Z600 Timeless Collection Graphic Panel
- Z692 Timeless Collection Grouted Panel



American Marazzi Tile, Inc.  
Headquarters & Manufacturing Plant

Telephone  
972.226.0110  
Fax  
972.226.5629

359 Clay Road East  
Sunnyvale, Texas 75182

[www.marazzitile.com](http://www.marazzitile.com)  
[contact@marazzitile.com](mailto:contact@marazzitile.com)

[Home](#)

[Calacatta Pearl](#)

[Emperador Mocha](#)

[Marfil Cream](#)

[Technical](#)

[Packaging](#)

[3d Printing Technique](#)

[Merchandising](#)

[Contact Us](#)

Color and other aesthetic features shown are as close as the limitation of the printing process will allow. We have tried to make this brochure as comprehensive and factual as possible. We reserve the right, however, to make changes at any time, without notice, in colors, materials, packaging, specifications and availability. Since some information may have been updated since time of printing, please check with American Marazzi Tile Customer Service for details.