



Imperial Slate  
glazed ceramic tile

# Imperial Slate

## Black-Mix




A surface texture like slabs riven from prehistoric Indian mountains – scratched, split, robust – with rich, layered colorations of ocher, olive, black, brown, cotto, cream and rust crown this warm slate look.

The fusion of organic colors and clefts vary significantly from piece to piece and readily complement diverse design elements, either rustic or contemporary, in residential or commercial settings.

Wall: Imperial Mix 6"x6"



Floor: Imperial Black 12"x12"



Floor: Imperial Black 12"x12" Wall: Imperial Mix 6"x6"




# Imperial Slate Tan-Rust-Mix




Resplendent layers of color and texture excite the senses while the glazed surface eliminates the flaking and maintenance routines associated with natural slate.

Floor: Imperial Tan 12"x12"





Floor: Imperial Rust 12"x12" Wall: Imperial Mix 6"x6"



# Imperial Slate


floor and wall tile - glazed ceramic tile



**Imperial Tan**



**Imperial Rust**

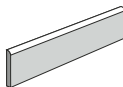


**UE26 Imperial Tan**  
12"x12"

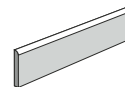


**UE25 Imperial Rust**  
12"x12"

## Trims



**UE29 Imperial Tan**  
SBN  
3"x12"



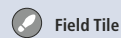
**UE28 Imperial Rust**  
SBN  
3"x12"

## ASTM Test Results

Technical Characteristics	ASTM Test Results	ASTM Test Methods
Water Absorption	2% to 5%	C373
Frost Resistance	Resistant	C1026
Scratch Resistance	7	MOHS Scale
Breaking Strength	≥ 370 lbs. (168kg)	C648
Facial Dimension	≤ 3% from nominal	C499
Nominal Thickness	≤ 0.04 in. (1mm)	C499
Wedging (squareness)	≤ 1%	C502
Warp (flatness)	≤ 1% any Edge	C485
Dry Coefficient of Friction	≥ 0.70	C1028
Wet Coefficient of Friction	≥ 0.60	C1028
Durability Classification*	Class 4	C1027

\* Durability Classification / Suggested Applications

Class 4 Moderate / Heavy traffic: Tile suggested for residential, medium commercial and light institutional floor and wall applications



Field Tile



Wall Tile



**4** Durability Classification



**06** C.O.F. (Wet)



**07** C.O.F. (Dry)



**E** Extreme Shade Variation



**M** Modular Tile



**T** Trim Available



**F** Frost Resistant



**Imperial Black**



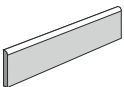
**Imperial Mix\***



**UE24** Imperial Black  
12"x12"





**UE3P** Imperial Mix\*  
6"x6"



**UE27** Imperial Black  
SBN  
3"x12"

\* Imperial Mix Color is a combination of the Imperial Black and Imperial Rust. Tile is randomly packaged and has extreme shade variation.

	Sizes	Pcs	Sq.Ft.	Weight (lbs.)	Thickness
Modular Tile	6"x6"	40	9.70	35	0.335
Field Tile	12"x12"	15	14.53	51	0.335
SBN	3"x12"	30		28	Compatible

	Sizes	Ctn	Sq. Ft.	Weight (lbs.)
Modular Tile	6"x6"	80	776.00	2800
Field Tile	12"x12"	48	697.44	2448

**MARAZZI**  USA

American Marazzi Tile, Inc.  
Headquarters & Manufacturing Plant

359 Clay Road  
Sunnyvale, Texas 75182

Telephone  
972.226.0110  
Fax  
972.226.5629

[www.marazzitile.com](http://www.marazzitile.com)  
[contact@marazzitile.com](mailto:contact@marazzitile.com)

IMPERIAL SLATE is available nationwide.  
To locate your nearest Distributor call  
American Marazzi Tile Customer Service  
or visit [www.marazzitile.com](http://www.marazzitile.com)

DISTRIBUTED BY:

Color and other aesthetic features shown are as close as the limitation of the printing process will allow. We have tried to make this brochure as comprehensive and factual as possible. We reserve the right, however, to make changes at any time, without notice, in colors, materials, packaging, specifications and availability. Since some information may have been updated since time of printing, please check with American Marazzi Tile Customer Service for details.