



# DELUXE MODEL B®

Wall / Ceiling Projection Screen

## SPECIFICATION DATA

DA-LITE SCREEN COMPANY, INC.  
 3100 North Detroit Street  
 Post Office Box 137  
 Warsaw, Indiana 46581-0137  
 Phone: 574-267-8101  
 800-622-3737  
 Fax: 574-267-7804  
 Toll Free Fax: 877-325-4832  
 www.da-lite.com  
 e-mail: info@da-lite.com

**SUGGESTED SPECIFICATIONS:** \_\_\_\_\_ projection screen(s), \_\_\_\_\_ (H) x \_\_\_\_\_ (W), wall or ceiling mounting type. To have masking borders standard on flame retardant and mildew resistant fiberglass fabric. Fabric shall be mounted into a metal strip in a metal Camlok® roller system without tape, glue, staples or cords so that the fabric may be easily replaced yet cannot be pulled from roller. Screen to have a powder coated white 22-gauge octagonal steel case with flat back design and fitted with end caps concealing roller ends with integral bearing surface to support roller and integral brackets for wall mounting by means of slotted screw holes and ceiling mounting by means of powder coated hanger rings. Bottom of fabric shall be mounted securely into a powder coated tubular steel slat. Ends of slat shall be protected by plastic outer caps. A metal saddle, with steel pull shall be attached to the slat. A permanently attached, self-concealing tension device shall have one end secured to the rear of the screen case and the other end extending through the slat pull, terminating in a contour-shaped, molded plastic rocker handle to lock and release the device. No cranks, levers or detachable devices shall be used. A 36" pull cord with plastic knob shall be attached to the saddle.

**NOTE:** Extension wall brackets required for wall mounting or mounting screen across a corner. See options below.

**All surfaces will be seamless.**

**Silver Matte:** Available in sizes up to 84" wide.

### VIDEO (NTSC 4:3) FORMAT DIMENSIONS

Viewing Area		Nominal Diagonal		A - Overall Length of Case		B - Between Hanger Eyes		Brackets - Top to Case Bottom		Case Diameter (Width)		Approx. Ship. Wt.	
H x W	Cm	In.	Cm	In.	Cm	In.	Cm	In.	Cm	In.	Cm	Lbs.	Kg
43" x 57"	109 x 145	72"	183	63 <sup>3</sup> / <sub>8</sub> "	161	62 <sup>5</sup> / <sub>8</sub> "	159	3 <sup>1</sup> / <sub>2</sub> "	9	2 <sup>3</sup> / <sub>4</sub> "	7	18	8.2
50" x 67"	127 x 170	84"	213	73 <sup>3</sup> / <sub>8</sub> "	186	72 <sup>5</sup> / <sub>8</sub> "	184	3 <sup>1</sup> / <sub>2</sub> "	9	2 <sup>3</sup> / <sub>4</sub> "	7	23	10.4
60" x 80"	152 x 203	100"	254	87 <sup>3</sup> / <sub>8</sub> "	222	86 <sup>5</sup> / <sub>8</sub> "	220	3 <sup>1</sup> / <sub>2</sub> "	9	2 <sup>3</sup> / <sub>4</sub> "	7	28	12.7

### HDTV (16:9) FORMAT DIMENSIONS

Viewing Area		Nominal Diagonal		A - Overall Length of Case		B - Between Hanger Eyes		Brackets - Top to Case Bottom		Case Diameter (Width)		Approx. Ship. Wt.	
H x W	Cm	In.	Cm	In.	Cm	In.	Cm	In.	Cm	In.	Cm	Lbs.	Kg
45" x 80"	114 x 203	92"	234	87 <sup>3</sup> / <sub>8</sub> "	222	86 <sup>5</sup> / <sub>8</sub> "	220	3 <sup>1</sup> / <sub>2</sub> "	9	2 <sup>3</sup> / <sub>4</sub> "	7	28	12.7
52" x 92"	132 x 234	106"	269	99 <sup>3</sup> / <sub>8</sub> "	252	98 <sup>5</sup> / <sub>8</sub> "	251	3 <sup>1</sup> / <sub>2</sub> "	9	2 <sup>3</sup> / <sub>4</sub> "	7	31	14.1

### SQUARE FORMAT DIMENSIONS

Sizes		A - Overall Length of Case		B - Between Hanger Eyes		Brackets - Top to Case Bottom		Case Diameter (Width)		Approx. Ship. Wt.	
H x W	Cm	In.	Cm	In.	Cm	In.	Cm	In.	Cm	Lbs.	Kg
50" x 50"	127 x 127	53 <sup>3</sup> / <sub>8</sub> "	135	52 <sup>5</sup> / <sub>8</sub> "	134	3 <sup>1</sup> / <sub>2</sub> "	9	2 <sup>3</sup> / <sub>4</sub> "	7	18	8.2
60" x 60"	152 x 152	63 <sup>3</sup> / <sub>8</sub> "	160	62 <sup>5</sup> / <sub>8</sub> "	159	3 <sup>1</sup> / <sub>2</sub> "	9	2 <sup>3</sup> / <sub>4</sub> "	7	21	9.5
70" x 70"	178 x 178	73 <sup>3</sup> / <sub>8</sub> "	185	72 <sup>5</sup> / <sub>8</sub> "	185	3 <sup>1</sup> / <sub>2</sub> "	9	2 <sup>3</sup> / <sub>4</sub> "	7	24	10.9

All screens standard with 2<sup>1</sup>/<sub>2</sub>" black drop at top except 72" diagonal which has 4<sup>1</sup>/<sub>2</sub>" and 84" and 100" diagonal, which have 6<sup>1</sup>/<sub>2</sub>".  
 Specifications subject to change without notice.  
 Custom formats and sizes available upon request.

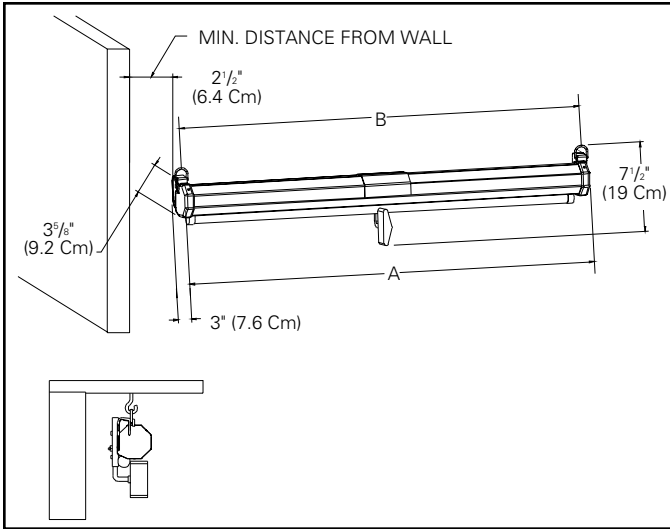
### WHEN ORDERING, MARK APPROPRIATE SELECTIONS:

#### Select viewing surface:

- Matte White       Silver Matte   
 High Contrast Matte White       High Power®   
 Video Spectra 1.5   
 Greenguard® and Greenguard® Children and Schools Certified.

#### Optional Accessories:

- No. 6 Wall Bracket – extends 6" (75# per pair maximum) (black or white).  
 No. 11 Wall Bracket – extends 10" or 14" (75# per pair maximum) (black or white).  
 No. 23 Adjustable Wall Bracket – extends 10", 14", 15<sup>3</sup>/<sub>4</sub>", 18<sup>1</sup>/<sub>4</sub>", 20" or 24" (75# per pair maximum) (black or white).  
 T-Bar Clip - for drop ceilings (50# per pair maximum) (black or white).  
 Tilt Lock – keystone eliminator.  
 No borders (Black masking borders standard).  
 Black case (white standard).



Project: \_\_\_\_\_

Architect: \_\_\_\_\_

Phone: \_\_\_\_\_

Contractor: \_\_\_\_\_

Phone: \_\_\_\_\_

Supervisor: \_\_\_\_\_

Phone: \_\_\_\_\_

Date: \_\_\_\_\_

Revised: \_\_\_\_\_

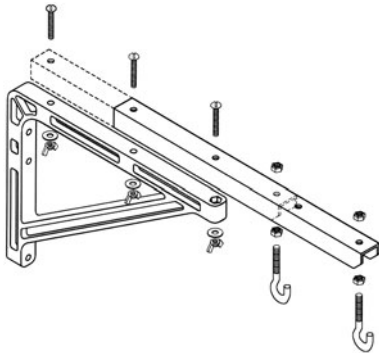
**DELUXE MODEL B®**

**OPTIONAL ACCESSORIES**

**OPTIONAL ACCESSORIES:** to provide clearance: Furnish heavy extension wall brackets to mount screen 6" from wall. To provide for keystone elimination: Furnish heavy extension wall brackets to mount screen 10" or 14" from wall or furnish heavy adjustable extension wall brackets to mount screen 10", 14", 15 3/4", 18 1/4", 20" or 24" from wall. Furnish magnetic tilt locks for keystone elimination.

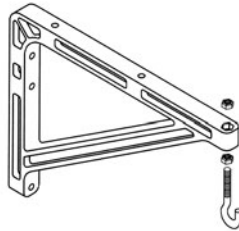
**NOTE:** Brackets also are used for mounting screen across a corner.

**EXTENSION WALL BRACKETS (75# PER PAIR MAXIMUM)**



**No. 23 ADJUSTABLE WALL BRACKET**

Screen can be extended 10", 14", 15 3/4", 18 1/4", 20" or 24" from wall by wing nut and bolt adjustment.



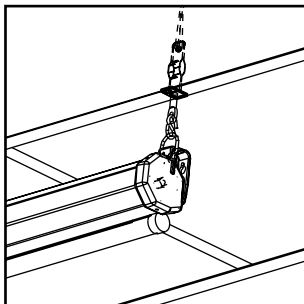
**No. 11 WALL BRACKET**

Screen can be extended 10" or 14" from wall by changing position of bracket.

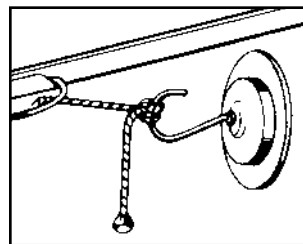


**No. 6 WALL BRACKET**

Screen can be extended 6" from wall.



**T-BAR CLIP** for drop ceiling, 50 lb. capacity.



**TILT LOCK** for Keystone elimination. Used with extension brackets.