



# PROFESSIONAL ELECTROL®

Automatic Electric Projection Screen Model

DA-LITE SCREEN COMPANY, INC.  
 3100 North Detroit Street  
 Post Office Box 137  
 Warsaw, Indiana 46581-0137  
 Phone: 574-267-8101  
 800-622-3737  
 Fax: 574-267-7804  
 Toll Free Fax: 877-325-4832  
 www.da-lite.com  
 e-mail: info@da-lite.com

## SPECIFICATION DATA

**SUGGESTED SPECIFICATIONS:** \_\_\_\_\_ projection screen(s), \_\_\_\_\_ (H) x \_\_\_\_\_ (W), electrically operated 120 volt A.C. (60 Hz). Screen will have not more than 2.4 amp. motor. Shall have specially designed motor mounted inside the roller, to be three wire with ground, quick reversal type, oiled for life, with automatic thermal overload cutout, integral gears, capacitor and an electric brake to prevent coasting. To have preset but adjustable limit switches to automatically stop screen fabric in the "up" and "down" positions. Rigid metal roller, to be at least 3" in diameter (on screens 12' wide), 5¾" in diameter (on screens 14' to 18' wide) or 7" in diameter (on screens where either height or width equal or exceed 20'). Roller to be mounted in one heavy duty bracket equipped with self-aligning bearing. Motor to be secured to the case with a steel motor mount bracket. Screen surface to be flame retardant and mildew resistant fiberglass with black masking borders standard. Case to be of wood, with double top for extra rigidity and strength. Case to be finished with a black primer coat, ready to accept final finish by others, heavy metal brackets shall be supplied for mounting screen to ceiling or wall. To be complete with 3 position control switch with cover plate. Screen to be listed by Underwriter's Laboratories.

**Matte White:** Horizontal seam required when both dimensions exceed 16'.



### VIDEO (NTSC 4:3) FORMAT DIMENSIONS (2" standard black drop at top)

Viewing Area		Nominal Diagonal		Overall Length of Case		Approx. Ship. Wt.	
H x W	Cm	In.	Cm	In.	Cm	Lbs.	Kg
120" x 160"	305 x 406	200"	508	174"	442	250	113.4
123" x 164"	312 x 417	210"	533	178"	452	260	117.9
141" x 188"	358 x 478	240"	610	202"	513	380	172.4
159" x 212"	404 x 538	265"	673	226"	574	429	194.6
177" x 236"	450 x 599	295"	749	250"	635	835	378.8
195" x 260"	495 x 660	325"	826	274"	696	911	413.2
213" x 284"	541 x 721	355"	902	298"	757	997	452.2

### HDTV (16:9) FORMAT DIMENSIONS (2" standard black drop at top)

Viewing Area		Nominal Diagonal		Overall Length of Case		Approx. Ship. Wt.	
H x W	Cm	In.	Cm	In.	Cm	Lbs.	Kg
78" x 139"	198 x 353	159"	404	154"	391	259	117.5
92" x 164"	234 x 417	188"	478	178"	452	266	120.7
106" x 188"	269 x 478	216"	549	202"	513	382	173.3
119" x 212"	302 x 538	243"	617	226"	574	429	194.6
133" x 236"	338 x 599	271"	688	250"	635	835	378.8
146" x 260"	371 x 660	298"	757	274"	696	908	411.9
160" x 284"	406 x 721	326"	828	298"	757	992	450

### SQUARE FORMAT DIMENSIONS (screens with ^ have 2" standard black drop at top)

Sizes		Overall Length of Case		Approx. Ship. Wt.	
H x W	Cm	In.	Cm	Lbs.	Kg
9' x 12'^^	274 x 366	154"	391	245	111.1
12' x 12'	366 x 366	154"	391	251	113.9
10'6" x 14'^^	320 x 427	178"	452	266	120.7
14' x 14'	427 x 427	178"	452	266	120.7
12' x 16'^^	366 x 488	202"	513	382	173.3
16' x 16'	488 x 488	202"	513	382	173.3
13'6" x 18'^^	411 x 549	226"	574	429	194.6
18' x 18'	549 x 549	226"	574	429	194.6
15' x 20'^^	457 x 610	250"	635	835	378.8
20' x 20'	610 x 610	250"	635	845	383.3
11' x 22'	335 x 671	274"	696	901	408.7
16'6" x 22'^^	503 x 671	274"	696	911	413.2
22' x 22'	671 x 671	274"	696	921	417.8
12' x 24'	366 x 732	298"	757	987	447.7
18' x 24'^^	549 x 732	298"	757	997	452.2

Detailed dimensional drawings, wiring diagrams and installation instructions available upon request.

**DO NOT SEAL IN — ALLOW ACCESS** - Recessed installation requires access to screen roller.

**FOR EXPOSED INSTALLATION** - If the screen is to be mounted in an exposed position, it may be covered with finished plywood, veneer, paneling, plastic wall covering or a valance.

Overall case length dimensions ±¼" (6mm). Specifications subject to change without notice.

Custom formats and sizes available upon request.

**WHEN ORDERING, MARK APPROPRIATE SELECTIONS:**

Select size from charts.

**Viewing surface:**

- Matte White
- GREENGUARD® and GREENGUARD® Children and Schools Certified.

**Options:**

- Extra Drop available to lower picture area more than normal. Specify total drop at top \_\_\_\_\_ (black or white) or at bottom \_\_\_\_\_ (black or white). 22' maximum total surface height including picture area, except for 24' wide, where maximum drop is 18'.
- Single Motor Low Voltage Control (LVC) - external.
- Wireless Remote Control for LVC.
  - Radio Frequency Remote.
  - Radio Frequency Range Extender available
  - Infrared Remote.
- Key Locking Cover Plate for 120V or LVC Switch.
- Key Operated Switch for 120V only (NOTE: Cannot be used with LVC).

Project: \_\_\_\_\_

Architect: \_\_\_\_\_

Phone: \_\_\_\_\_

Contractor: \_\_\_\_\_

Phone: \_\_\_\_\_

Supervisor: \_\_\_\_\_

Phone: \_\_\_\_\_

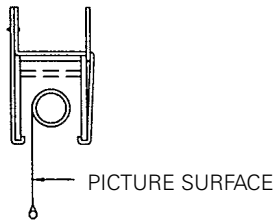
Date: \_\_\_\_\_

Revised: \_\_\_\_\_

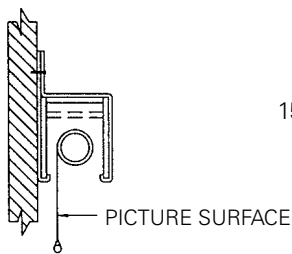
- No Borders (Black masking borders standard).
- 220 Volt (50 Hz) Motor.
- Video Projector Interface Control - external.
- External SCB-100 - RS-232 Serial Control Board
  - NET-100 Ethernet-Serial Adapter
- White box (black standard).

**PROFESSIONAL ELECTROL®  
SUGGESTED METHODS OF INSTALLATION**

**CEILING TYPE HANGER**

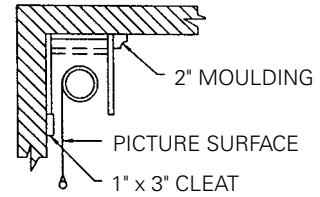
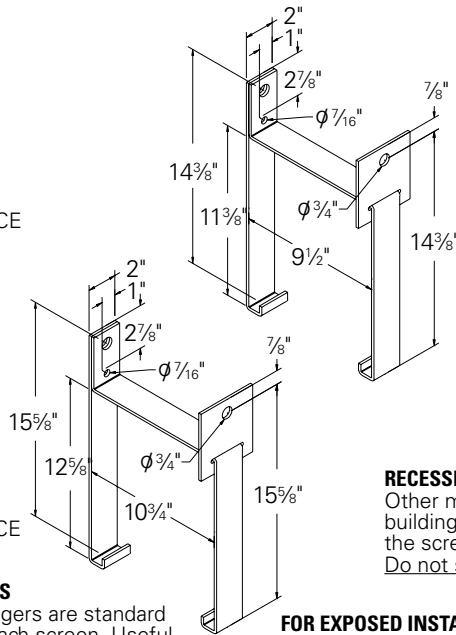


**WALL TYPE HANGER**



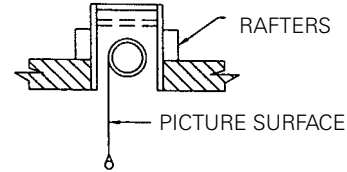
**WALL OR CEILING MOUNT WITH HANGERS**

Wall type hangers and ceiling type hangers are standard equipment. One set is supplied with each screen. Useful for recessed installations.



**CEILING MOUNT WITHOUT HANGERS**

Screen case is placed flush with the wall and ceiling and held in position by moulding securely attached to the wall.



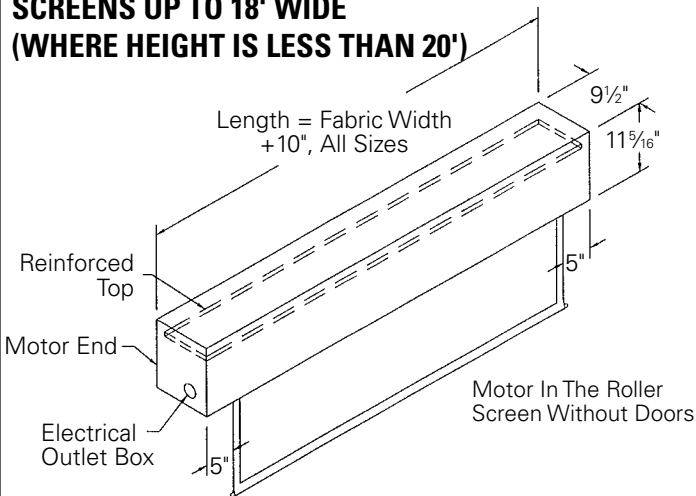
**RECESSED ABOVE CEILING**

Other methods of installation will suggest themselves in new buildings where it would be an easy matter to provide a recess for the screen to conceal it when not in use.  
Do not seal in—allow access.

**FOR EXPOSED INSTALLATION**

If the screen is to be mounted in an exposed position, it may be covered with finished plywood, veneer, paneling, plastic wall covering or a valance.

**SCREENS UP TO 18' WIDE  
(WHERE HEIGHT IS LESS THAN 20')**



**SCREENS WHERE HEIGHT OR WIDTH  
EQUALS OR EXCEEDS 20'**

