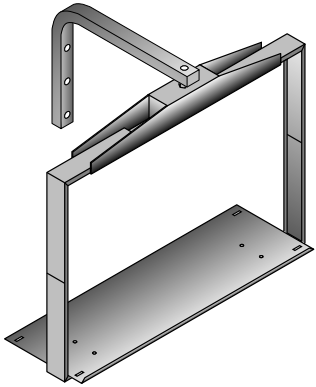
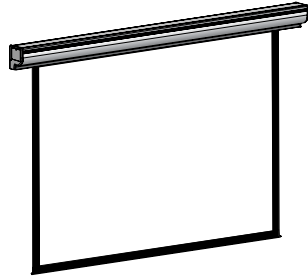



DA-LITE IS MORE THAN PROJECTION SCREENS


Da-Lite Tripod, Wall and Ceiling and Electric Screens



Da-Lite Monitor Mounts



Da-Lite Lecterns



Da-Lite Project-O-Stands and Easels

The Da-Lite Difference.



**Instructions for
MODEL DL/BG AND MODEL BGS
BACKGROUND STAND**



DA-LITE SCREEN COMPANY, INC.

3100 North Detroit Street
Post Office Box 137
Warsaw, Indiana 46581-0137
Phone: 574-267-8101
800-622-3737
Fax: 574-267-7804
Toll Free Fax: 877-325-4832
www.da-lite.com
e-mail: info@da-lite.com

SET-UP INSTRUCTIONS

Pull out tripod legs of each upright and set securely on flat surface far enough apart to accommodate the roll of seamless or the background to be used. Extend crossbar to correct length, run through core of the background and drop into place. Adjust columns with Safe-Lock clutch collars (or Spring-Lock device on BGS Model) to required height.

When using multiple rolls (DL/BG only), secure BG-A attachments to inner column tube before putting first roll in place.



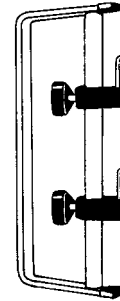

CARE INSTRUCTIONS

Da-Lite Background Stands require minimum care. If required, they may be washed in a mild soap and water solution. Abrasive cleaners should be avoided as they may scratch the tubing.

ACCESSORIES

WALL MOUNTED BACKGROUND SUPPORTS

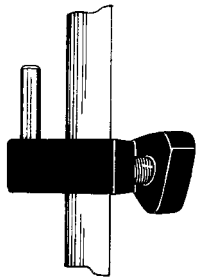
Model BG-M1 consists of two 4½ inch diameter aluminum castings, each with a ¾ inch x 2¼ inch long stud to support an optional crossbar. May also be used as a light mount.



Model BG-M2 features a pair of satin anodized aluminum wall mounts and two sets of attachments (BG-A) to accommodate optional crossbars. Optional third set may be added.

BG-A ATTACHMENTS

The BG-A attachments accommodate a second or third roll of paper on the DL/BG Background Stand, on the BG-M2, wall mounted background support or on any 7/8 inch tubing. When used on the stand, it makes the ideal unit for location portrait work where a choice of color or painted backdrops is desirable.



CROSSBARS

Fabricated of heavy-duty 1½ inch and 1 inch aluminum tubing. Sections are permanently locked together, will not pull apart.

Model 2-CB Two Section Crossbar

Extends 63 inches to 116 inches.

Model 3-CB Three Section Crossbar

Extends 56 inches to 151 inches.