


**Operating Manual**
**About Prospera**

Prospera develops high quality, innovative, affordable massage products—from electronic pulse massagers to jade massagers—for active people. Prospera products are available through leading department stores, consumer electronics stores, and major online retailers. Learn more about Prospera at [www.prosperacorp.com](http://www.prosperacorp.com).

**Prospera Corporation**

405 Boulder Court, Suite 500  
Pleasanton, CA 94566  
Tel: (925) 225 0888  
[www.prosperacorp.com](http://www.prosperacorp.com)

**Introduction**

Prospera's PL015 Kneading Massage Cushion is a user friendly product. Kneading Massage Cushion brings the ultimate power of Shiatsu massage with two pairs of kneading heads, total four massage mechanism, to your home or while you are traveling. It can be used on your neck, shoulders, back, and many more areas. The kneading mechanism delivers a rotating and spot shiatsu massage directly to the spots of tension in your muscles and provides instant relief. Each of the four massage heads generates comfortable Shiatsu massage. It helps loosen tight muscles by increasing blood flow. The product has an ultrathin design compared to most Shiatsu massage cushions available in the market. It is light-weighted and easy to carry. PL015 has an elastic stripe on the back side to be used to fasten the product on the passenger's seat to massage neck and shoulders. PL015 comes with a transformer and it can also plug into car cigarette lighter. PL015 is a perfect personal massager for the home and your car.

**Features of PL015 Kneading Massage Cushion:**

1. The ultimate power of Shiatsu massage.
2. Two pairs, four kneading heads.
3. Rotating and spot shiatsu massage.
4. Gentle and comfortable massage.
5. Two automated program with clockwise and anti clockwise movement.
6. Switch for easy control and use.
7. A perfect personal massager for the home and car.

**Content**
**Content**

Safety Warnings .....	3
Set up .....	4
Operating the product .....	5-6
Trouble shooting .....	7
Consumer warranty .....	8
Positions .....	9
Warranty card .....	10
Prospera company contact	

**Safety Warnings**

When the Electronic Slim Massager is not in use, always unplug it from the transformer. This action conserves energy, prevents electric shock and damage to the product.

**Warnings:**

Please take these precautions to prevent electric shock, burns, fires, and other injuries.

1. Do not leave this product unattended when it is in use. Unplug the product from the power surge protector or cigarette lighter after usage.
2. Do not operate this product in an excessively humid environment, and avoid direct sunshine upon the product where it is set up.
3. Do not insert any sharp objects into the fabric of the product. These objects might include keys, pens, pencils, kitchen utensils, blades, knives, etc.
4. Do not use the product outdoors.
5. Do not use air refresher spray where the product is set up or in use.
6. Consult your doctor prior to using the product if you have heart, skin and other health issues.
7. This product is not intended for children to use. Keep close supervision if your child uses it.
8. This transformer is recommended to be plugged into a surge protector to avoid damage to its mechanism and electric components.

**Attention:**

1. Do not let babies and young children to play with the product, remote, or cord.
2. If you feel that the massage is too strong, stop program immediately, and disconnect the product from the transformer.
3. Average daily usage for massage product is about 15 to 30 minutes. Avoid watching television when using this product, as you may be unaware of how much time has passed. Do not use it while you are asleep.
4. This product contains electric components, wires, and other elements that cannot contact excessive moisture. For instance, the bathroom, shower room, steam room, and sauna are places where this product should not be used.
5. Do not sit on the massager to massage.

3


**Set up**

Find a good location in your living room, family room, study, or office to set up the Prospera's PL015 Kneading Massage Cushion. Find a permanent spot to set up the product, such as a chair, sofa, or couch. Use a power surge protector for connecting the transformer that comes with the product.



Take the product out of retail box, place it at your selected location, and insert the plug to the transformer and then to the surge protector. Turn the surge protector on.

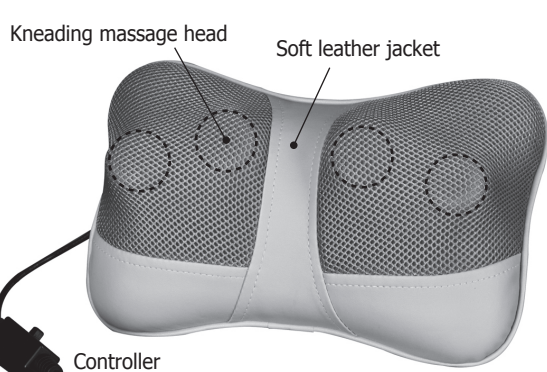
4

**Operating the product**


Elastic band



Cigarette lighter cable


**Parameters:**

Model: PL015  
Name: Kneading Massage Cushion  
Input: DC12V, 1.6A  
Power: 19.2W

**Transformer:**

Input: 100-240V, 50-60Hz  
Output: DC12V, 1.6A

5

**Operating the product**
**Function:**

1. Two automatic programs, easy to use.
2. Two pairs, total four kneading heads.
3. Shiatsu kneading massage.
4. Massage movement direction: clockwise and anti clockwise.
5. Two automatic programs.

**Operating instruction:**

- O : Remote control switch is at Stop when not in use.
- I : Auto program I Shiatsu kneading program one.
- II : Auto program II Shiatsu kneading program two.

After you are done massaging, switch the remote control to Stop " O ". Unplug the insert from the transformer.

PL015 car use: a stripe is built in the back of the cushion for convenient mount to car seat. Insert the cigarette lighter cable to the car socket, connect controller cable insert to the lighter cable, and switch remote control to I or II. After you are done massaging, switch the remote control to Stop " O ". Unplug the insert from the lighter.

Recommended time of usage: 15 to 30 minutes daily.

6

**Trouble shooting**

Prospera's PL015 Kneading Massage Cushion is a user friendly product. It is built to last. If you follow the operating manual, do not over use it, and follow the precautions, this product will last for more than a decade.

Should the following situations happen, please take recommended trouble shooting procedures:

1. If the fabric is torn, stop using it immediately.
2. If a wire is broken or the product does not work, unplug the product from the surge protector. Contact Prospera if it is under warranty.

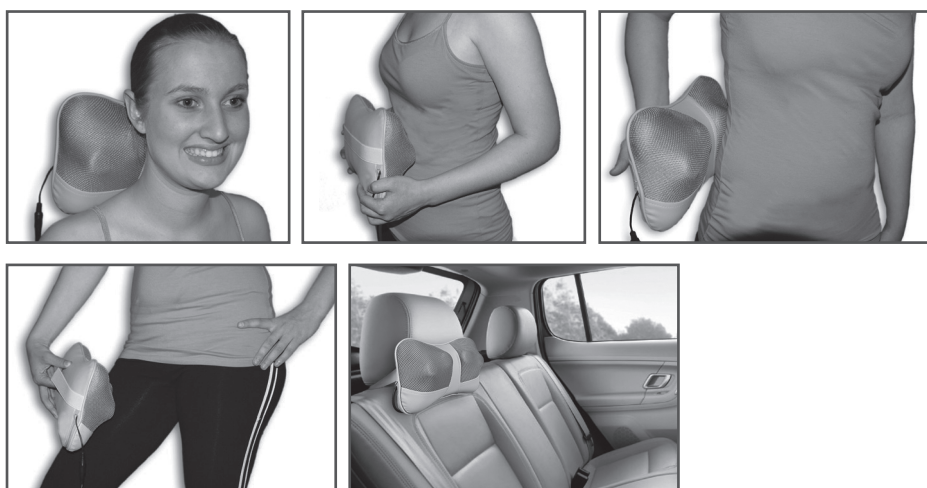
7

**Consumer Warranty**

Prospera offers a 90-day standard warranty to the massage products. Labor and parts are included during warranty period. Consumers are required to provide model number and dated proof of purchase (sales receipt) when contacting Prospera for the warranty service.

Non-warranty service is provided on a "per incident" basis. The consumer will verify that the product has failed and provide information for servicing the unit. All applicable repairs, parts, shipping, handling, local tax and "per incident" fees will be charged for non-warranty repairs and support calls.

8

**Positions**


9

**Warranty card**

**Warranty Registration Form**

Product Name: \_\_\_\_\_  
 Product Model: \_\_\_\_\_ Purchase Price: \_\_\_\_\_  
 Date of Purchase: \_\_\_\_\_ Retailer: \_\_\_\_\_  
 First Name: \_\_\_\_\_ Last Name: \_\_\_\_\_  
 Address: \_\_\_\_\_  
 City: \_\_\_\_\_ State: \_\_\_\_\_ Zip: \_\_\_\_\_  
 Phone: \_\_\_\_\_ Email: \_\_\_\_\_  
 Signature and date: \_\_\_\_\_

Please mail to:

Prospera Corporation Telephone: 925-225-0888  
 405 Boulder Ct, Ste 500 Fax: 925-225-0660  
 Pleasanton, CA 94566 Email: [sales@prosperacorp.com](mailto:sales@prosperacorp.com)

10