



shadow bay™

COLORBODY™ PORCELAIN





Photo features Shadow Bay™ Fishing Pier 18 x 18 in diamond pattern.

COLORBODY™ PORCELAIN
shadow bay™

Delight in the soothing hues of a beachside sunset, captured within the Shadow Bay™ collection. With its rich, textured surface, Shadow Bay™ sets the stage for versatile design.


- Great for commercial spaces
- Both field and mosaic tile sizes
- Available in six rustic hues

Cover photo features Shadow Bay™ Beach Sand 18 x 18 in brick pattern.

FIELD TILE




Morning Mist SH50




Beach Sand SH51



Sea Grass SH52



Rocky Shore SH53



Sunset Cove SH54



Fishing Pier SH55

MOSAICS




Morning Mist SH50
3 x 3 Mosaic




Beach Sand SH51
3 x 3 Mosaic



Sea Grass SH52
3 x 3 Mosaic



Rocky Shore SH53
3 x 3 Mosaic



Sunset Cove SH54
3 x 3 Mosaic



Fishing Pier SH55
3 x 3 Mosaic

SIZES, SHADE VARIATION & PRICING




18 x 18 Field Tile
(17 3/4" x 17 3/4")
(45.2 cm x 45.2 cm)



12 x 12 Field Tile
(11 13/16" x 11 13/16")
(30.0 cm x 30.0 cm)



6 x 18 Linear Express
(5 3/4" x 17 3/4")
(14.6 cm x 45.2 cm)



3 x 3 Mosaic
(11 15/16" x 23 15/16" sheet) ▲
(30.2 cm x 60.9 cm)



Tile Thickness: 5/16" Field Tile, 1/4" Mosaics
Recommended Grout Joint: 3/16" Field Tile, 1/8" Mosaics
Relative Pricing: Medium

Medium ▲ Ceramic clay body
(V2)

LINEAR EXPRESS SIZES

Additional linear and rectangular sizes are available through Linear Express™, American Olean's linear cutting service. Visit www.americanolean.com/linearexpress for sizes and ordering information.

TRIM



Bullnose
S43C9
3 x 12



Cove Base
S36C9T ▲
6 x 12



Cove Corner
SC36C9T ▲
1 x 6




Mosaic Bullnose
S4339 ▲
3 x 3


▲ Ceramic clay body



PATTERN IDEAS



Diamond Pattern
100 pcs. per 100 s/f
12 x 12 100%



Grid Pattern
100 pcs. per 100 s/f
12 x 12 100%

PERFORMANCE CHARACTERISTICS

	C.O.F.		Moisture Absorption	Breaking Strength	MOH's	Abrasion Resistance	Chemical Resistance
	Wet	Dry					
Field Tile:	≥0.60	≥0.70	<0.5%	>375 lbs.	9.0	N/A	Resistant
Mosaics:	≥0.60	≥0.70	<3.0%	>250 lbs.	9.0	N/A	Resistant

Cleaning Procedures

- Remove loose dust and dirt with a damp cloth or sponge
- Use a neutral, non-abrasive cleaner suitable for porcelain tile
- Remove cleaning solution with a clean, damp sponge or mop

Installation Methods

Backing Materials

- Concrete
- Mortar bed
- Cementitious backer board

Setting

- Latex modified thin-set
- Epoxy

Grouting

- Sanded grout
- Sanded cement grout
- Epoxy grout
- Recommended grout joint:
3/16" - Field Tile; 1/8" - Mosaics

NOTES

Since there are variations in all fired ceramic products, the tile and trim supplied for your particular installation may not match these samples. Final selection should be made from actual tiles and trim and not from tile and trim samples or color reproductions. Manufactured in accordance with ANSI A137.1 standards.



APPLICATION

RES	LT COM	HVY COM	COM EXT	
<input type="checkbox"/>	<input type="checkbox"/>	<input type="checkbox"/>	<input type="checkbox"/>	Floors †
<input type="checkbox"/>	<input type="checkbox"/>	<input type="checkbox"/>	<input type="checkbox"/>	Walls/Backsplashes
<input type="checkbox"/>	<input type="checkbox"/>	<input type="checkbox"/>	<input type="checkbox"/>	Countertops
<input type="checkbox"/>	<input type="checkbox"/>	<input type="checkbox"/>	<input type="checkbox"/>	Pool Decking
<input type="checkbox"/>	<input type="checkbox"/>	<input type="checkbox"/>	<input type="checkbox"/>	Pool Lining

APPLICATION NOTES:

† Water, oil, grease etc. create slippery conditions. Floor applications with exposure to these conditions require extra caution in product selection.

Floor tile: Suitable for exterior floors (excluding pool decks) and walls in freezing and non-freezing climates when proper installation methods are followed.

Mosaics: Suitable for exterior patios (excluding pool decks) and walls in non-freezing climates when proper installation methods are followed. Not for use on ramps.

- For additional information, refer to Factors to Consider at www.americanolean.com/CommercialFactors.
- Special care should be taken when grouting with dark pigmented colors. A grout release is recommended to prevent finely powdered pigments from lodging in the pores of the tile surface.
- Use of a latex modified thin-set is recommended for proper installation.