



GLAZED PORCELAIN FLOOR & WALL TILE

torre venato™

WITH REVEAL IMAGING™









Photos feature Torre Venato™ Crema 9x12 with rows of Saxon Metal Iron 1x12 Torello on the wall.
Cover photo features Torre Venato™ Crema 13x13 on the floor. Torre Venato™ Crema 9x12 with rows of Saxon Metal Iron 1x12 Torello on the wall.

torre venato™

WITH REVEAL IMAGING™

Surround yourself with the unmistakable elegance of Torre Venato™. Embodying the rich nuances of natural travertine on a porcelain tile, this elegant collection infuses any space with a Mediterranean vibe. And its features go well beyond the surface:

-  State-of-the-art Reveal Imaging™
-  Microban® Antimicrobial Protection
-  Pre-Consumer Recycled Materials
-  PTCA-Certified Porcelain

highlights

The best of form & function for your design.

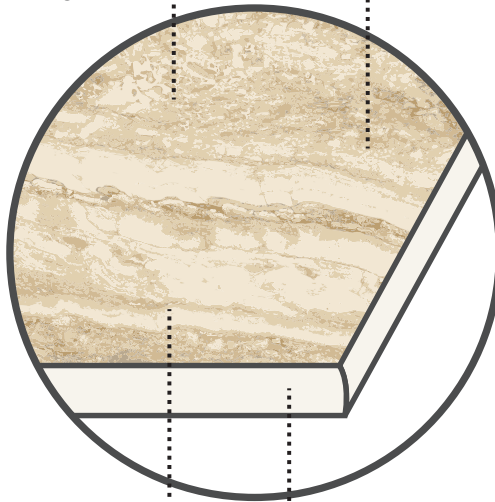
REVEAL IMAGING™

UNVEIL THE BEAUTY OF NATURE.

To bring the richness of travertine into your installation, Reveal Imaging™ creates a look that's virtually indistinguishable from natural stone, with the durability and ease of cleaning found in porcelain tile.

MICROBAN® TECHNOLOGY

Features Microban Antimicrobial Protection for on-going protection against stain-and order-causing bacteria – great for keeping surfaces cleaner between cleanings.




PTCA

Torre Venato™ has been certified by the Porcelain Tile Certification Agency.



RECYCLED MATERIALS

Over 50% pre-consumer recycled materials make Torre Venato a more environmentally friendly choice for your installation, helping minimize your impact on the environment.





Broaden your horizon

Available in three warm color tones, Torre Venato™ grounds your décor in regal warmth. Its five field tile sizes allow you the flexibility and versatility for a variety of design options.

The distinct pattern on each tile ensures a room like no other, and an available 3 x 3 mesh-mounted mosaic serves as the perfect decorative complement.

With the benefits of using a porcelain tile product, plus the beauty and charm of travertine, this collection combines the best of both worlds. Adorn an entryway with elegance or a dining room with grandeur; for floors and walls, Torre Venato™ is sure to spark the imagination.

Top photo, left page features Torre Venato™ Noce 3x3 mosaics on the bathtub and Visionaire™ Glossy Peaceful Sea mosaics on the wall.

Bottom photo, left page features Torre Venato™ Crema 13x13 on the floor. Torre Venato™ Crema 9x12 with row of Saxon Metal Iron 1x12 Torello on the wall.



FIELD TILE



Crema TN85



Sabbia TN86



Noce TN87

WALL TILE



Crema TN85



Sabbia TN86



Noce TN87

MOSAIC



Crema TN85



Sabbia TN86




Noce TN87

DECO TILE




Crema TN85



Crema TN85



Sabbia TN86



Sabbia TN86




Noce TN87



Noce TN87



SIZES, SHADE VARIATION & PRICING



20 x 20 Field Tile
(19 3/4" x 19 3/4")
(50.2 cm x 50.2 cm)



13 x 13 Field Tile
(13 1/8" x 13 1/8")
(33.3 cm x 33.3 cm)



9 x 12 Field Tile
(8 15/16" x 11 13/16")
(22.7 cm x 30.0 cm)




9 x 12 Deco
(8 15/16" x 11 13/16")
(22.7 cm x 30.0 cm)



6 1/2 x 6 1/2 Field Tile
(6 7/16" x 6 7/16")
(16.4 cm x 16.4 cm)



6 1/2 x 6 1/2 Deco
(6 7/16" x 6 7/16")
(16.4 cm x 16.4 cm)



3 x 3 Mosaic
(13 1/8" x 13 1/8")
Mesh-mounted sheet!
(7.4 cm x 7.4 cm)

Tile Thickness: 5/16"
Recommended Grout Joint: 3/16"
Relative Pricing: Medium

TRIM & PATTERN IDEAS



Bullnose
S43E9
3 x 13



Bullnose
S4669
6 1/2 x 6 1/2



Bullnose Out Corner
SC4669
6 1/2 x 6 1/2



Cove Base
S36E9T*
6 x 13



Cove Out Corner
SC36E9T*
1 x 6



Wall Bullnose
S4309*
3 x 9



Wall Bullnose Out Corner
SN4309*
3 x 3



Counter Rail E
26CRE*
2 x 6 1/2



Counter Rail Corner
22CRCN*
2 x 2



Quarter Round
A106E
1 x 6



Quarter Round Corner
UC106
1 x 1

*Trim pieces are ceramic



Scan featured, Torre Venato™ in Crema.
Bottom left, right page photo features Torre Venato™ Crema 13x13 on the floor.

PERFORMANCE CHARACTERISTICS

C.O.F.		Moisture Absorption	Breaking Strength	MOH's	Abrasion Resistance	Chemical Resistance
Wet	Dry					
≥0.60	≥0.70	<0.5%	>325 lbs.	8.0	4	Resistant

APPLICATION

RES	LT COM	HVY COM	COM EXT	
<input checked="" type="checkbox"/>	<input checked="" type="checkbox"/>	<input checked="" type="checkbox"/>	<input type="checkbox"/>	Floors †
<input checked="" type="checkbox"/>	<input checked="" type="checkbox"/>	<input checked="" type="checkbox"/>	<input checked="" type="checkbox"/>	Walls/Backsplashes
<input checked="" type="checkbox"/>	<input checked="" type="checkbox"/>	<input checked="" type="checkbox"/>	<input checked="" type="checkbox"/>	Countertops
<input type="checkbox"/>	<input type="checkbox"/>	<input type="checkbox"/>	<input type="checkbox"/>	Pool Decking
<input checked="" type="checkbox"/>	<input checked="" type="checkbox"/>	<input checked="" type="checkbox"/>	<input checked="" type="checkbox"/>	Pool Lining

APPLICATION NOTES:

† Water, oil, grease etc. create slippery conditions. Floor applications with exposure to these conditions require extra caution in product selection.

Suitable for exterior walls in freezing and non-freezing climates when proper installation methods are followed.

Not for use on ramps.

For additional information, refer to Factors to Consider at www.americanolean.com/Residential/Factors.

- Special Installation Requirement: for proper bonding, medium bed mortar should be utilized in installing tiles with a dimensional length size greater than 20" x 20", large rectangles or tiles with greater dimensional thickness than normal. Back buttering tiles of this nature in the installation process will also assure proper coverage for bonding.

Cleaning Procedures

- Remove loose dust and dirt with a damp cloth or sponge
- Use a neutral, non-abrasive cleaner suitable for porcelain tile
- Remove cleaning solution with a clean, damp sponge or mop

Installation Methods

Backing Materials

- Concrete
- Mortar bed
- Cementitious backer board

Setting

- Latex modified thin-set
- Epoxy

Grouting

- Sanded grout
- Sanded cement grout
- Epoxy grout
- Recommended grout joint: 3/16"

NOTES


Since there is shade variation in all natural products, the tile and trim supplied for your particular installation may not match these samples.

Final selection should be made from actual tiles and trim and not from tile and trim samples or color reproductions. Manufactured in accordance with ANSI A137.1 standards.

All or select items within this series Made in the USA, please visit www.americanolean.com/torrevenato for more information.



American Olean Greenworks is part of the Mohawk Greenworks™ corporate initiative. Visit mohawkgreenworks.com for more details.



inspire

americanolean.com



888-AOT-TILE

© 2010 American Olean CSAOTVENAT