

Model: SBO22

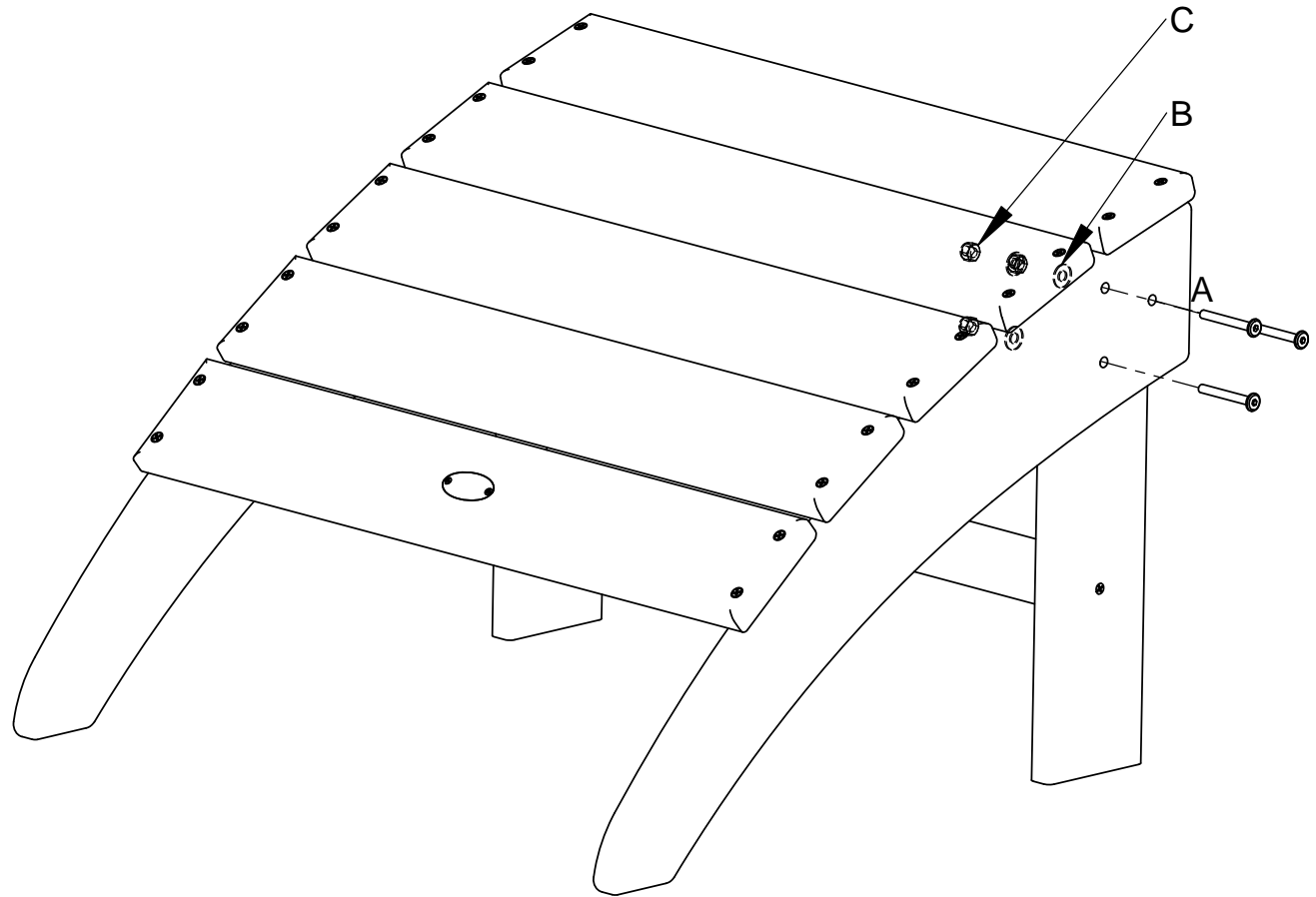
- (1) Long leg assembly
- (1) Short leg assembly
- (1) Hardware pack

**Step 1**  
 Attach long leg assembly to short leg assembly  
 with (6) 1-7/8" bolts, nuts and washers

## TOOLS NEEDED



- 7/16 wrench
- 4mm hex key, allen, t-handle (included)

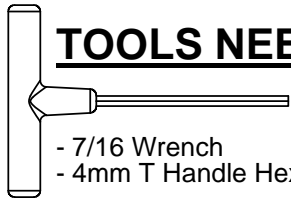


Qty.	Description
6	A-1/4-20 X 1-7/8 WAFER SHCS
6	B-1/4 FLAT WASHER
6	C-1/4-20 NYLOCK NUT

## Model: SBA15

- (1) Seat
- (1) Back
- (2) Front legs
- (2) Arms
- (1) Long brace
- (1) Short brace
- (1) Hardware pack

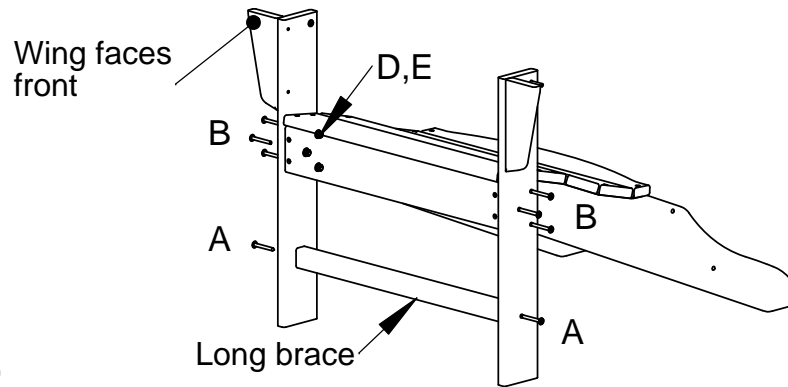
### TOOLS NEEDED



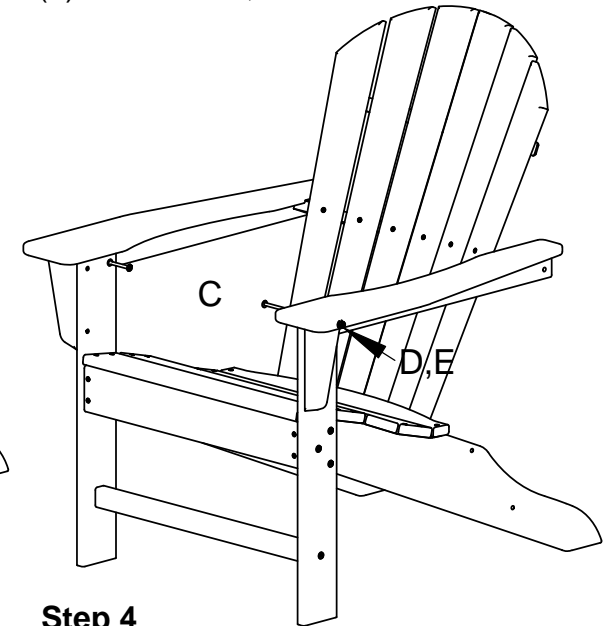
- 7/16 Wrench
- 4mm T Handle Hex Key (included)

**Step 1**  
Attach front legs to seat  
using (6) 1-7/8" bolts, nuts  
and washer

Attach long brace  
using (2) .27x2" screws

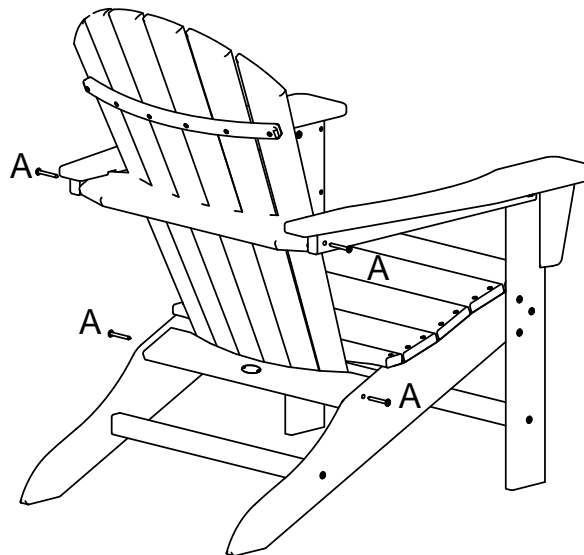


**Step 2**  
Attach arms to front leg using  
(2) 2-1/4" bolts, nuts and washer

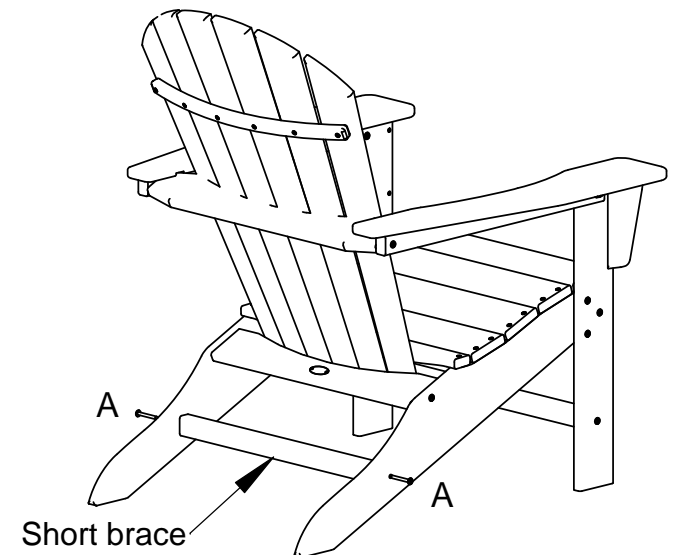


**Step 3**  
Attach back to seat  
using (2) .27x2" screws




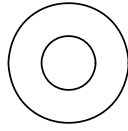
Attach back to arm  
using (2) .27x2" screws



**Step 4**  
Attach short brace to rear leg  
using (2) .27x2" screws



Qty. Description

8	A-.27 X 2 SOCKET WAFER A	
6	B-1/4-20 X 1-7/8 WAFER SHCS	
2	C-1/4-20 X 2-1/4 WAFER SHCS	
8	D-1/4 FLAT WASHER	
8	E-1/4-20 NYLOCK NUT	