

# ASSEMBLY INSTRUCTIONS

## INSTRUCTIONS DE MONTAGE • INSTRUCCIONES DE ENSAMBLAJE

**TOOLS REQUIRED:** Allen Wrench, Open-end Wrench (BOTH INCLUDED); Phillips Screwdriver

**PRODUCT WARRANTY REGISTRATION** is available online at: [www.safcoproducts.com](http://www.safcoproducts.com)

- **OUTILS REQUIS :** Clef Allen, Clé à fourche (INCLUDES TOUTES LES DEUX) ; tournevis à pointe cruciforme
- L'INSCRIPTION POUR LA GARANTIE DU PRODUIT est disponible sur l'Internet : [www.safcoproducts.com](http://www.safcoproducts.com)

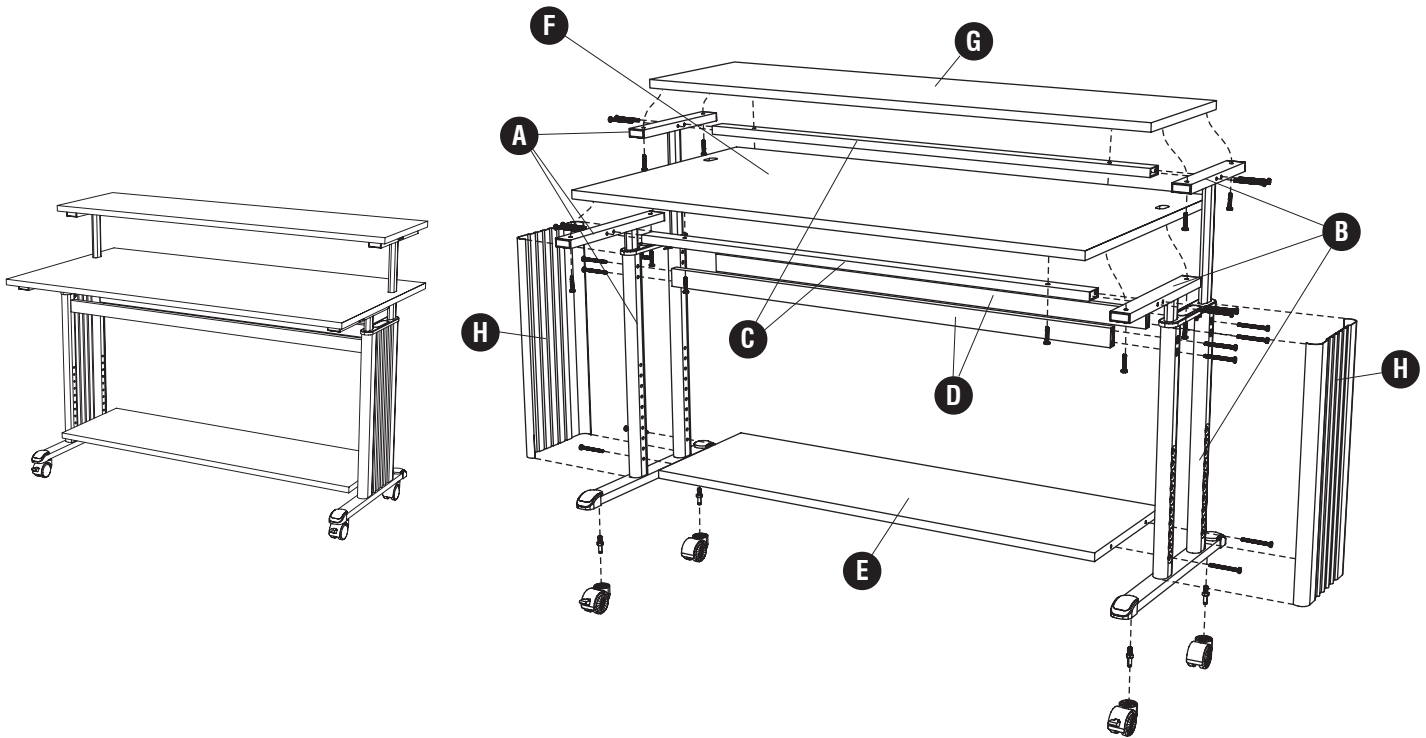
- **HERRAMIENTAS REQUERIDAS:** Llave Allen, Llave de boca (SE INCLUYEN AMBAS); Destornillador Phillips®
- EI REGISTRO PARA LA GARANTÍA DEL PRODUCTO está disponible en la Internet: [www.safcoproducts.com](http://www.safcoproducts.com)

### Primary Parts • Pièces principales • Piezas de primer orden

PARTS LIST / LISTE DES PIÈCES / LISTA DE PIEZAS			
CODE / CODIGO	DESCRIPTION / DESCRIPTION / DESCRIPCIÓN	QTY. / QUANTITÉ / CANTIDAD	PART NO. / N° DE PIECE / NO. DE PIEZA
(A)	<b>Left Leg Assembly</b> / L'assemblage du pied gauche / Asamblea de pata izquierdo	1	1928-02\$\$
(B)	<b>Right Leg Assembly</b> / L'assemblage du pied droit / Asamblea de pata derecha	1	1928-03\$\$
(C)	<b>Brace without Holes</b> / Support sans trous / Soporte sin agujeros	2	1928-07\$\$
(D)	<b>Brace with Holes</b> / Support avec trous / Soporte con agujeros	2	1928-06\$\$
(E)	<b>Bottom Shelf</b> / L'étagère inférieur / Estante inferior	1	1928-08\$
(F)	<b>Main Shelf</b> / Tablette principale / Repisa principal	1	1928-09\$
(G)	<b>Top Shelf</b> / Tablette supérieur / Repisa superior	1	1928-10\$
(H)	<b>Side Panel</b> / Panneau latéral / Panel lateral	2	1925-04\$\$

§Note: When corresponding about parts, be sure to state color:  
**Cherry (CY), Gray (GR) or Medium Oak (MO).**  
§Note: Quand correspondre au sujet de parties, soyez sûr d'affirmer la couleur:  
Cerise (CY), Gris (GR) ou Chêne Moyen (MO).  
§Note: Al corresponder sobre las piezas, esté seguro declarar el color:  
Cereza (CY), Gris (GR) o Roble Pálido (MO).

§§Note: When corresponding about parts, be sure to state color:  
**Black (BL) or Gray (GR).**  
§§Note: Quand correspondre au sujet de parties, soyez sûr d'affirmer la couleur:  
Noir (BL) ou Gris (GR).  
§§Note: Al corresponder sobre las piezas, esté seguro declarar el color:  
Negro (BL) o Gris (GR).







L'Assistance téléphonique à la clientèle Safco au 1-800-664-0042  
de 8H00 à 16H30 (Heure centrale) (Opérateurs de langue anglaise)

Línea directa para el cliente de Safco 1-800-664-0042  
de 8:00 AM a 4:30 PM (Hora Central) (Operadores que hablan inglés)

# Hardware • Matériel • El material

## HARDWARE PACK / PAQUET MATÉRIEL / PAQUETE MATERIAL 1928-19\$\$\$

<p><b>I</b>  <b>Long Screw</b> Longue vis Tornillo largo <b>QTY: 20 #1880-27\$\$\$</b></p>	<p><b>J</b>  <b>Medium Screw</b> Moyen vis Tornillo medio <b>QTY: 12 #1928-27\$\$\$</b></p>	<p><b>K</b>  <b>Allen Wrench</b> Clef Allen Llave Allen <b>QTY: 1 #1880-34NC</b></p>	<p><b>L</b>  <b>Allen Bit</b> Morceau Allen Pedazo Allen <b>QTY: 1 #1880-35NC</b></p>
--	--	---	--

\$\$\$Note: When corresponding about parts, be sure to state color:

**Black (BL) or Chrome (CR).**


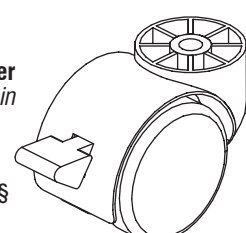
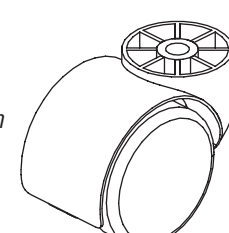

\$\$\$Noter: Quand correspondre au sujet de parties, soyez sûr d'affirmer la couleur:

Noir (BL) ou Chromé (CR).

\$\$\$Note: Al corresponder sobre las piezas, esté seguro declarar el color:

Negro (BL) o Cromo (CR).

## HARDWARE PACK / PAQUET MATÉRIEL / PAQUETE MATERIAL 1880-99\$\$

<p><b>M</b>  <b>Caster Stem</b> Dispositif d'insertion pour roulettes Enganche para las rueditas <b>QTY: 4 #1880-26NC</b></p>	<p><b>O</b>  <b>Locking Caster</b> Roue avec frein rueda con el freno <b>QTY: 2 #1880-24\$\$</b></p>	<p><b>P</b>  <b>Non-Locking Caster</b> Roue sans frein rueda sin el freno <b>QTY: 2 #1880-25\$\$</b></p>
<p><b>N</b>  <b>Open-end Wrench</b> Clé à fourche Llave de boca <b>QTY: 1 #1880-33NC</b></p>		

\$\$Note: When corresponding about parts, be sure to state color:

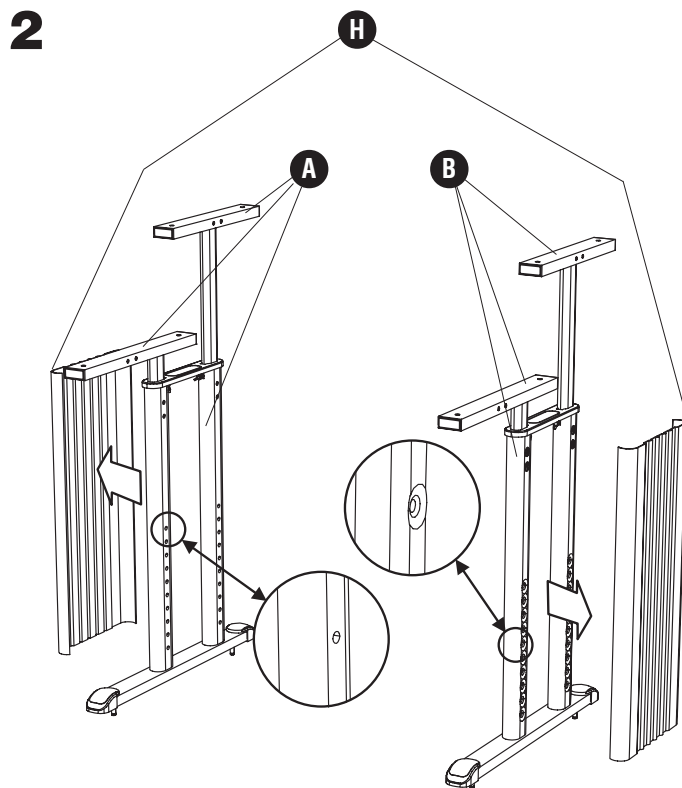
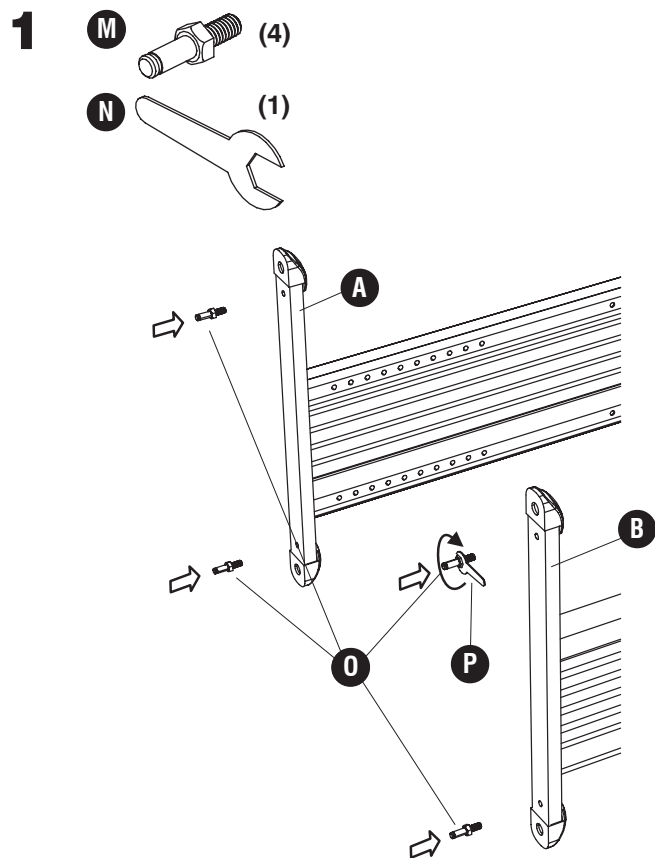
**Black (BL) or Gray (GR).**

\$\$Noter: Quand correspondre au sujet de parties, soyez sûr d'affirmer la couleur:

Noir (BL) ou Gris (GR).

\$\$Note: Al corresponder sobre las piezas, esté seguro declarar el color:

Negro (BL) o Gris (GR).



3

I

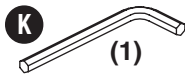

(8)

K

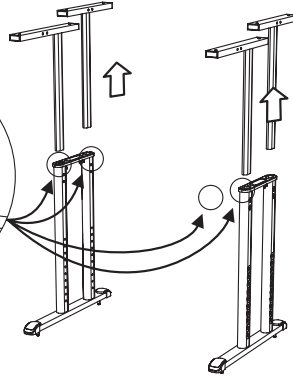

(1)

L

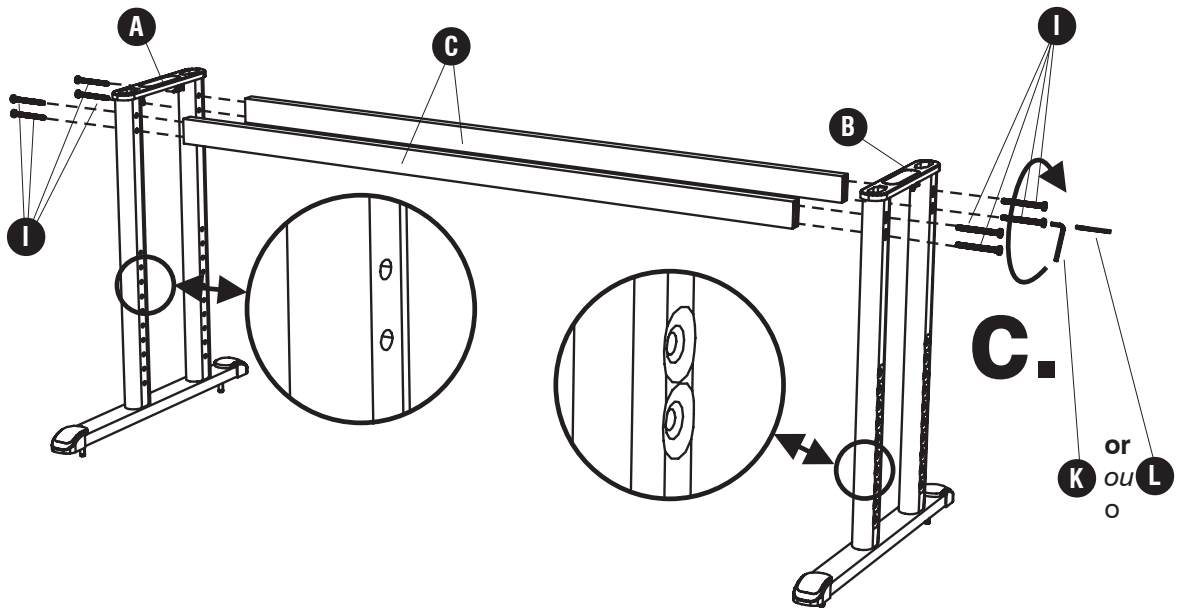
(1)



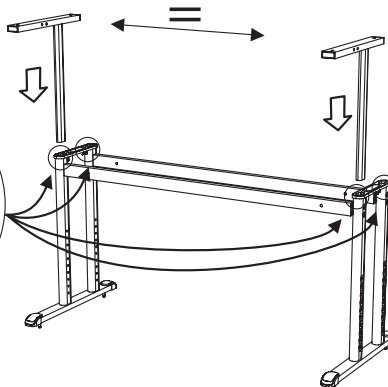
a.



b.

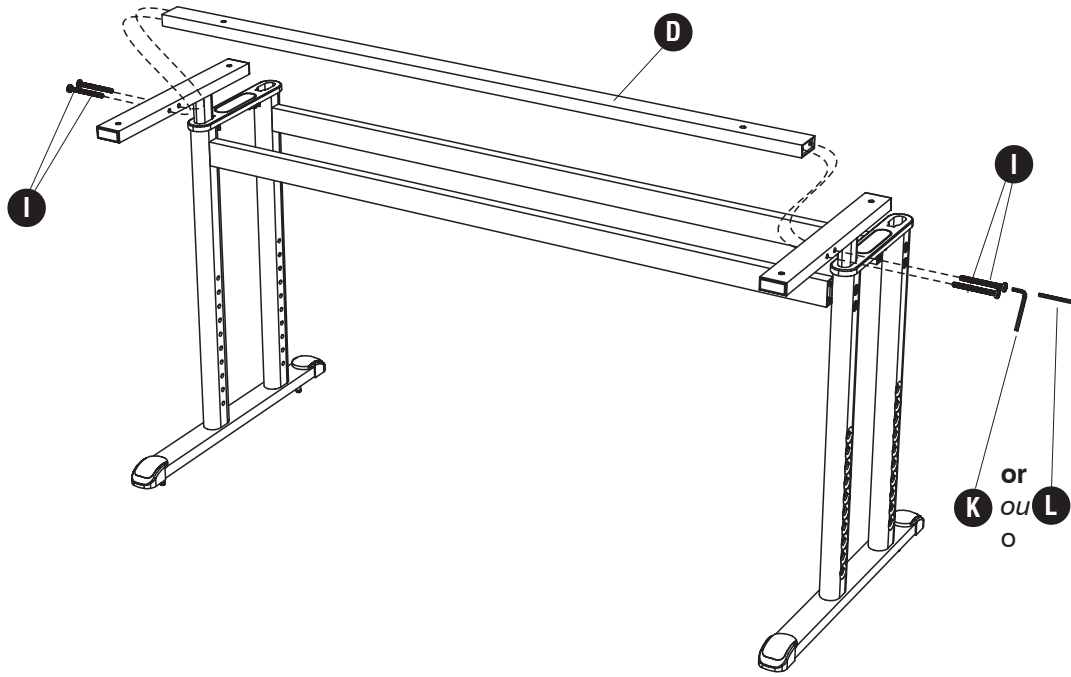
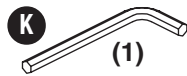



e.

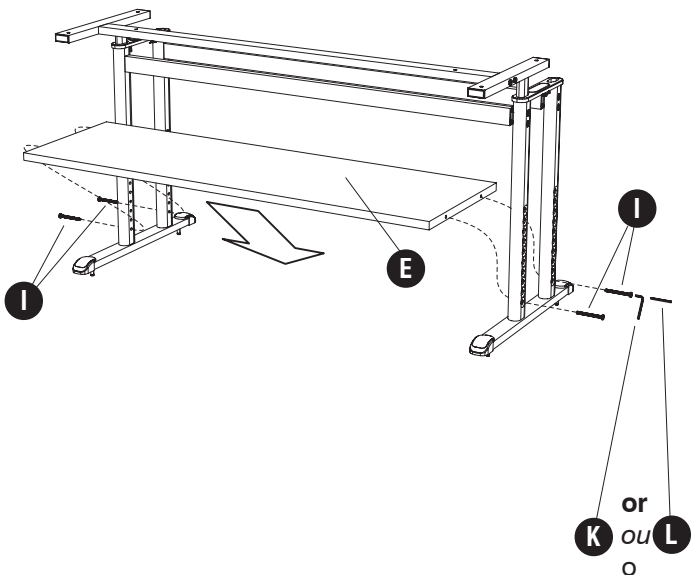
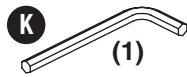


d.

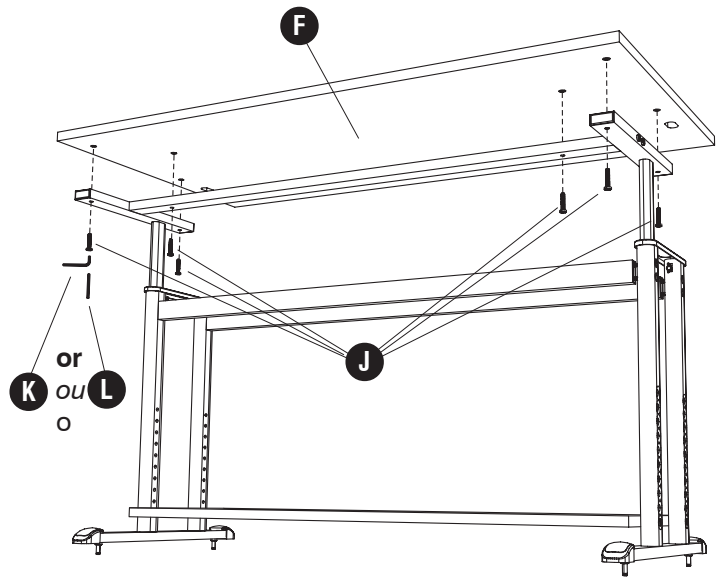
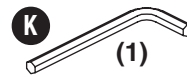
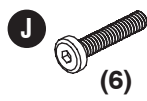
4



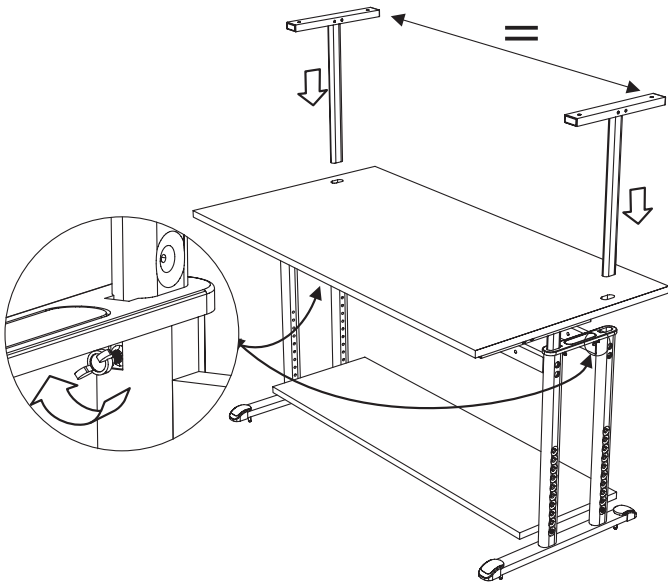
5



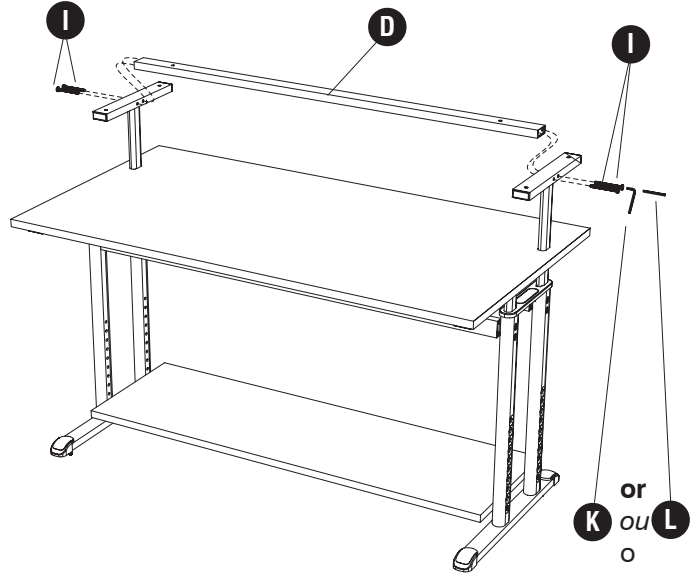
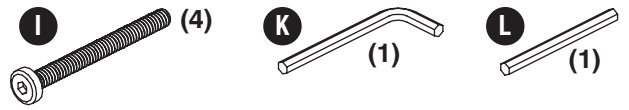
6



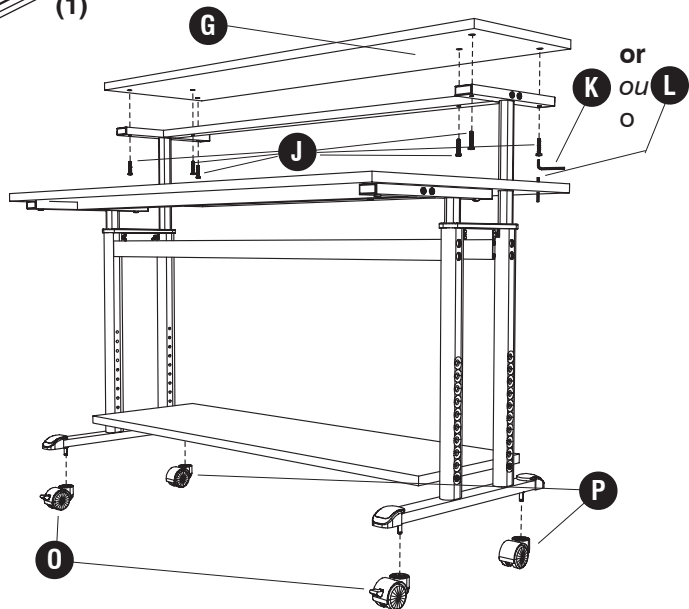
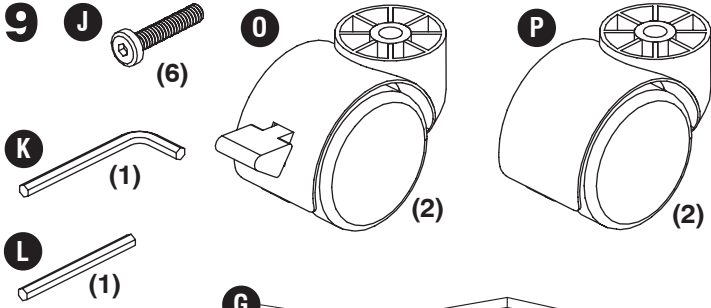
7



8



9



10

