



**ASSEMBLY INSTRUCTIONS**  
ITEM 61491, CAST ALUMINUM BENCH



**Table of Contents:**

**General Information.....Page 2**  
**Safety Information.....Page 2**  
**Preparation.....Page 2**  
**Parts List.....Page 3**  
**Assembly.....Page 4**  
**Warranty Information.....Page 5**

**\*\*IMPORTANT NOTICE\*\***

Do **NOT** return to place of purchase. For customer Service and warranty issues, please contact our **TOLL FREE HOTLINE: 866-985-7877** or Email: [cservice@welltraveled.net](mailto:cservice@welltraveled.net).  
Hotline hours: Mon – Fri, 9AM to 6PM, EST

**SAVE THESE INSTRUCTIONS FOR FUTURE REFERENCE.**



## ITEM 61491, CAST ALUMINUM BENCH

### **GENERAL INFORMATION:**

Your new bench is made from the finest materials available. It should provide many years of enjoyment with minimal care.

Keep your bench clean and apply a coat of wax a few times a year. For best results, clean the bench with warm soapy water and use an outdoor furniture wax. If you use furniture covers, always make sure the bench is clean and completely dry before covering as mold may form in dark, wet places. Check the bolts on your bench regularly to make sure they are tight.

To provide a rust free product this bench is made of Cast Aluminum which is a relatively soft material. Be careful not to over tighten your hardware. Stripped hardware is not covered under the manufacturer's warranty. The weight limit for this bench is 225 lbs.

### **SAFETY INFORMATION:**

#### ***WARNING***

DO NOT stand or allow children to stand on the assembled product.

DO NOT tighten bolts completely until instructed to do so. After final alignment, make sure all nuts and bolts are securely fastened.

NEVER use a power tool to assemble or tighten your furniture. Perform periodic checks to make sure the hardware is secure and tighten if needed.

#### ***CAUTION***

READ all instruction before beginning assembly. Failure to do so may result in faulty assembly and potential injury. Assemble the item on a soft, non-abrasive surface such as a carpet or cardboard to avoid damaging the item.













### **PREPARATION**

Before beginning assembly, make sure all parts are present. Compare parts received with the "Parts List." If any part is missing or damaged, do NOT attempt to assemble the product. Contact our Customer Service Hotline toll-free at 1-866-985-7877, Mon – Fri, 9AM to 6PM, EST.



## ITEM 61491, CAST ALUMINUM BENCH

### PARTS LIST

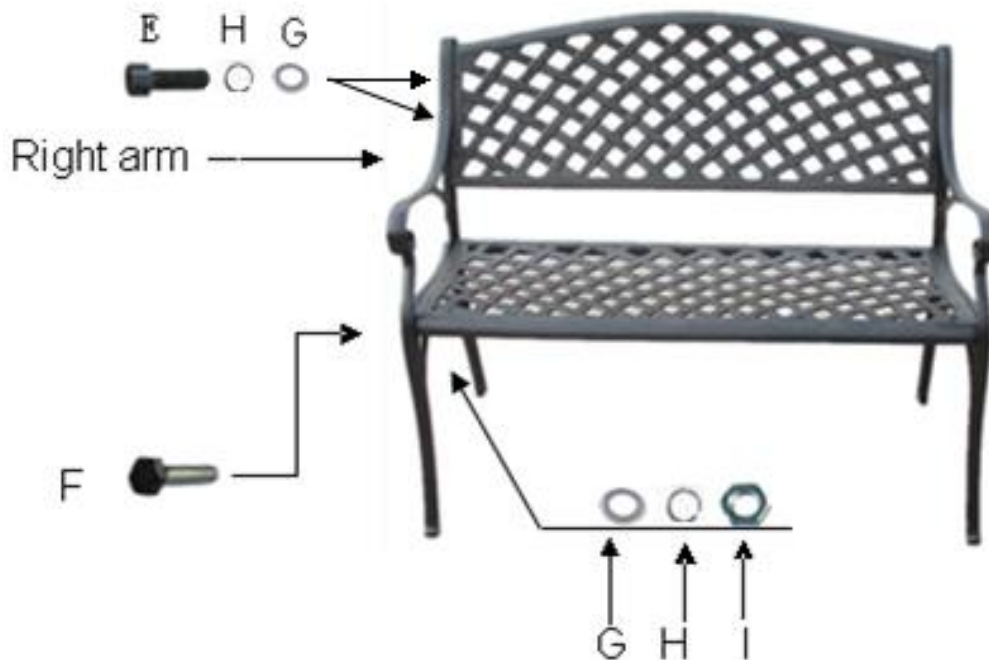
Item	Picture	Description	Qty	Item	Picture	Description	Qty
A		Backrest Panel	1	G		Washer (8mm)	8
B		Chair Seat Panel	1	H		Spring Washer (8mm)	8
C		Right Arm	1	I		Nut (8mm)	8
D		Left Arm	1	J		Rubber Cap (pre-installed)	4
E		Bolt (8*15mm)	4	K		Wrench	1
F		Bolt (8*30mm)	4	L		Allen Wrench	1



## ITEM 61491, CAST ALUMINUM BENCH

### ASSEMBLY

1. Place all parts on a clean, soft, level surface.
2. Attach the Backrest Panel (A) to the Right Arm (C) and Left Arm (D) with 4 - pcs. 8\*15mm Bolts (E), 4 - pcs. 8mm Washers (G), 4 - pcs. 8mm Spring Washers (H), and 4 - pcs. 8mm Nuts (I). Attach the Chair Seat Panel (B) to the Right Arm (C) and Left Arm (D) with 4 - pcs. 8\*30mm Bolts (F), 4 - pcs. 8mm Washers (G), 4 - pcs. 8mm Spring washers(H), and 4 - pcs. 8mm Nuts (I):



3. Tighten nuts using Wrench. **DO NOT OVER TIGHTEN.**
4. Adjust the pre-installed Rubber Caps until the bench is level with the ground.

Your bench is now ready for use!

**Distributed By:**  
Well Traveled Living  
716 S 8<sup>th</sup> Street  
Amelia Island, FL 32034  
Toll Free: 866-WTL-SUPP



Web: [www.wtliving.com](http://www.wtliving.com)  
Email: [cservice@welltraveled.net](mailto:cservice@welltraveled.net)

### **1 YEAR LIMITED WARRANTY – Customers in the Continental US**

All components are warranted for a period of 1 year after date of purchase by the original owner against defects in materials and workmanship under normal use. This warranty does NOT cover normal wear and weathering, assembly and/or maintenance OR use in a commercial application if model is not designated as a commercial model. At Well Traveled Living's sole discretion, products under warranty will be repaired and/or replaced at no charge to the customer. Any returns sent back to Well Traveled Living must be sent via prepaid freight and in the original retail packaging.

For warranty service contact Well Traveled Living at the address, phone numbers or internet site and email listed in this owner's manual. Be sure to have your sales receipt, date of purchase and catalogue/model numbers available when calling. All warranty service will be coordinated by the Well Traveled Living's, Amelia Island, Florida service center.

This warranty is extended only to the original purchaser. Proof of purchase will be required before warranty service is rendered. The sales receipt is the only valid proof of purchase. This warranty only covers failures due to defects in materials or workmanship which occur during normal use. Failures and/or damage which result from accident, negligence, misuse, abuse, neglect, mishandling, alteration or modification, failure to maintain, improper assembly or maintenance, service by unauthorized agency or use of unauthorized components or damage that is attributable to acts of God are NOT covered.

**\*\*\*THERE ARE NO EXPRESS WARRANTIES EXCEPT AS LISTED ABOVE\*\*\***

**\*\*\*PURCHASER ASSUMES ALL RISKS IN THE ASSEMBLY AND OPERATION OF THIS UNIT\*\*\***

**\*\*\*FAILURE TO FOLLOW WARNINGS AND OPERATIONAL INSTRUCTIONS CONTAINED IN THIS MANUAL CAN RESULT IN SEVERE PROPERTY DAMAGE AND/OR PERSONAL INJURY\*\*\***

**IN NO EVENT WILL WELL TRAVELED LIVING, OR ITS DIRECTORS, OFFICERS OR AGENTS BE LIABLE TO THE PURCHASER OR ANY THIRD PARTY, WHETHER IN CONTRACT, IN TORT, OR ON ANY OTHER BASIS, FOR ANY INDIRECT, SPECIAL, PUNITIVE, EXEMPLARY, CONSEQUENTIAL, OR INCIDENTAL LOSS, COST, OR DAMAGE ARISING OUT OF OR IN CONNECTION WITH THE SALE, MAINTENANCE, USE, OR INABILITY TO USE THE PRODUCT, EVEN IF WELL TRAVELED LIVING OR ITS DIRECTORS, OFFICERS OR AGENTS HAVE BEEN ADVISED OF THE POSSIBILITY OF SUCH LOSSES, COSTS OR DAMAGES, OR IF SUCH LOSSES, COSTS, OR DAMAGES ARE FORESEEABLE. IN NO EVENT WILL WELL TRAVELED LIVING, OR ITS OFFICERS, DIRECTORS, OR AGENTS BE LIABLE FOR ANY DIRECT LOSSES, COSTS OR DAMAGES THAT EXCEED THE PURCHASE PRICE OF THE PRODUCT.**

**SOME JURISDICTIONS DO NOT ALLOW THE EXCLUSION OR LIMITATION OF INCIDENTAL OR CONSEQUENTIAL DAMAGES, SO THE ABOVE LIMITATION OR EXCLUSION MAY NOT APPLY TO THE PURCHASER.**

This limited warranty gives you specific legal rights and you may also have other rights which vary from jurisdiction to jurisdiction. The provisions of the United Nations Convention on Contracts for the Sales of Goods shall not apply to this limited warranty or the sale of products covered by this limited warranty.

**\*\*\*IMPORTANT NOTICE\*\*\***

-Do **NOT** return to place of purchase-

For customer service and warranty issues

contact our Customer Service Center at:

(866)-985-7877 OR

Email: [cservice@welltraveled.net](mailto:cservice@welltraveled.net)

Customer Service Hours: Mon. – Fri. 9:00 a.m. – 6:00 p.m. (EST)

Fire Sense®, Patio Sense®, Mojave Sun®, and Well Traveled Living® are registered trademarks of Well Traveled Imports, Inc®. All assembly instruction presentations are the property of Well Traveled Imports, Inc.® and are protected by U.S. copyrights and trademarks. All rights reserved.