

Avenger Series — Executive Chair

BIG&TALL

Model 810-LX




810-LX
High-Back Executive Chair

- 500 lb. weight capacity
- Long lasting comfort
- Gas lift seat height adjustment
- Swivel/tilt mechanism with tilt lock and tilt tension control
- 5" thick extra wide padded seat
- 1" thick bonded leather-padded arm with chrome accent
- Soft, supple, bonded leather stitched & tufted for plush comfort
- Greenguard® Certified For Children & Schools
- 28" chrome 5-star base



Bonded Leather



Black

Model: 810-LX

Seat Size: 23.75" W x 21.50" D
 Back Size: 23.75" W x 28.50" H
 Seat Height: 19" - 23.50"
 Arm Height: 27.25" - 31.75"
 Interior Arm Width: 23.75"
 Exterior Arm Width: 30"
 Overall Height: 44.75" - 49"
 Overall Width: 30"
 Overall Depth: 32"

Model 811-LX




811-LX
Mid-Back Executive Chair


- 500 lb. weight capacity
- Long lasting comfort
- Gas lift seat height adjustment
- Swivel/tilt mechanism with tilt lock and tilt tension control
- 5" thick extra wide padded seat
- 1" thick leatherette-padded arm with chrome accent
- Soft, supple, synthetic leather stitched & tufted for plush comfort
- Greenguard® Certified For Children & Schools
- 28" chrome 5-star base



Leatherette



Black



Cream

Model: 811-LX

Seat Size: 23.50" W x 21.25" D
 Back Size: 23.50" W x 25" H
 Seat Height: 17.50" - 21.75"
 Arm Height: 27.50" - 31.75"
 Interior Arm Width: 23.25"
 Exterior Arm Width: 28.50"
 Overall Height: 40.50" - 44.75"
 Overall Width: 28.50"
 Overall Depth: 30.50"