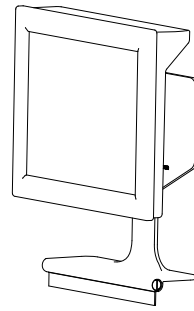




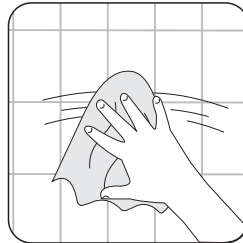
Fogless Mirror

Instruction manual

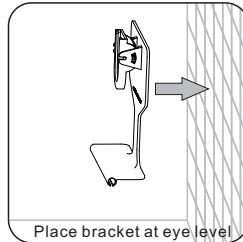
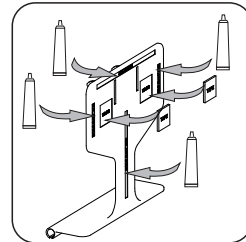


In order to enjoy the convenience of your fogless mirror, please note the follow directions.

- 1 Clean** the shower surface to remove any soap film etc. **Rinse** and allow to dry. Give area a final wipe with rubbing alcohol.

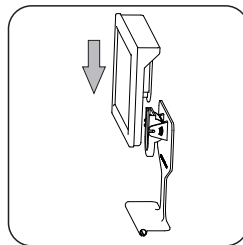


- 2 Install** the bracket using **both** the double sided tape and **removable** silicone adhesive provided. **(Please note: The mirror will not stay on the wall with tape alone.)**



* **Allow 24-hours** for the silicone adhesive to dry **before** attaching the mirror to the bracket.

- 3 Attach** the mirror to the bracket after silicone adhesives have fully dried.



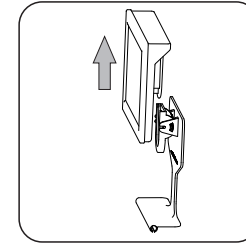
Size: 100(W)x210(H)mm

Fold line

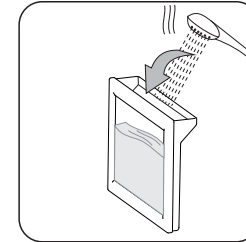
Front

In order to achieve the best results of the TOILETTREE fogless mirror you must refill the mirror with hot shower water **before every use.**

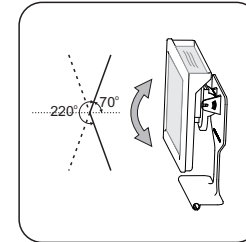
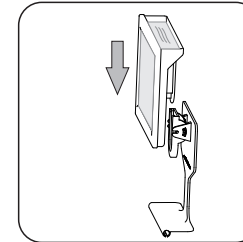
- 1 Remove** mirror off bracket.



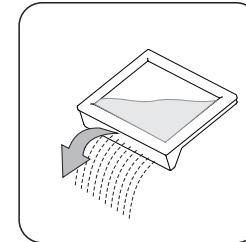
- 2 Fill** reservoir with hot shower water. **(Please note: The water needs to be warm/hot)**



- 3 Place** the mirror back onto bracket, and adjust mirror up or down.



- 4 After use,** remove mirror off bracket and empty reservoir of water.



Care Instructions:

- **To prevent spotting on the mirror surface, clean with clean water and provided squeegee.**
- **Do not clean with any liquid glass cleaners.**
- **Do not use abrasive cleaners as they will scratch the mirror glass and frame finish.**

Need help? Have a product question? Feedback?
Contact us: www.ToiletTreeProducts.com

TOILETTREE WARRANTY

ToiletTree Products provides a 30 Day, no risk, unconditional 100% Money-Back Guarantee. If you are not completely satisfied with your purchase, simply return it within 30 days with a dated proof of purchase and we will gladly refund your money, in full, no strings attached.

ToiletTree warrants this product to be free from all defects for a period of 1 year from the date of original purchase. This warranty does not apply to normal wear or damage due to accident, abnormal use, misuse or neglect. Any defective item will be replaced, at no charge, upon the reasonable confirmation by ToiletTree of its defective condition, if returned with proof of purchase to an authorized ToiletTree dealer or directly to ToiletTree Products Replacement, 517 Route 9W North, Upper Nyack, New York, 10960. Neither ToiletTree nor any authorized ToiletTree dealer shall be liable for consequential damages arising from this warranty, unless otherwise provided by law.

Fold line

Back