ARTLESS 101082 BED Assembly

1- Lay out the headboard, footboard and two side rails in their approximate final location.

3- Lock in side rails to footboard with black brackets, as done in previous step.

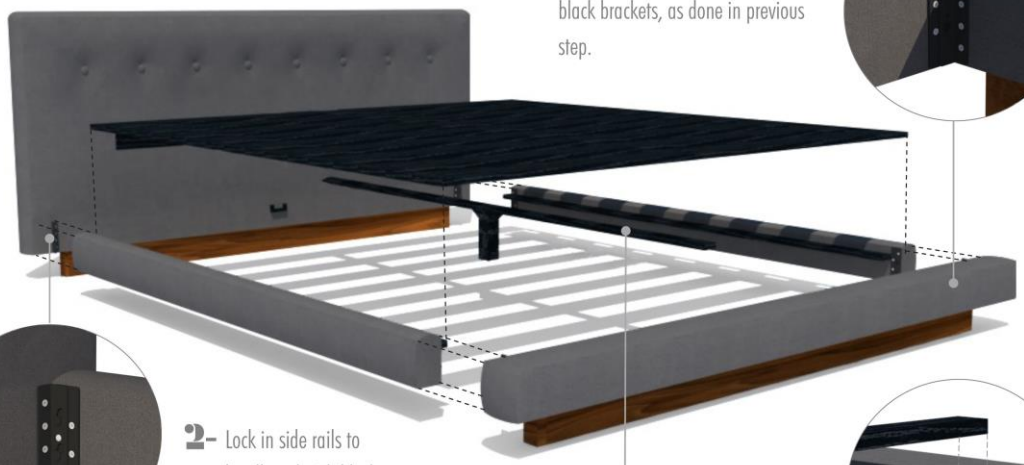



2- Lock in side rails to headboard with black brackets already attached to headboard and side rail ends.



4- Position bed in its final location and place larger black cross bar at the center of empty area by sliding into slots provided at each end, then place all black cross bars in their location. No screws or nails required.