



Impey Showers Limited guarantees its range of branded showering products against faulty materials or manufacture for a Lifetime, provided that they have been installed and maintained in accordance with the manufacturer's instructions.

The guarantee extends to non-electrical products in general use and excludes normal wear and tear. For products such as taps, shower valves, bathroom accessories, waterproofing and electrical products, the standard manufacturer's guarantee will apply. Where products included in the Lifetime guarantee are used for commercial use, such as hospitals, nursing homes or hotels, a 5 year guarantee will be applicable.

Parts that are defined as wearing parts, such as seals, seat pads etc, are subject to a 5 year guarantee.

If in our opinion the product has been modified, neglected, misused or is the subject of accidental damage the guarantee will not be applicable.

Impey Showers Limited has a policy of continuous improvement and therefore reserves the right to revise or amend the specification of any product without notice. In situations where a product has failed, subject to the terms of the guarantee, and a direct replacement is no longer available, Impey Showers Ltd will replace it with the nearest equivalent product.

The liability of Impey Showers Limited does not extend to consequential loss or damage arising from the defective product and is limited to the price of the original goods supplied by Impey Showers Limited.

The guarantee is in addition to your statutory rights.

Product specification

Due to our policy of continual improvement we reserve the right to change product specification without notification.

Terms and conditions

Please refer to our website for details of our full terms and conditions.




Impey Showers Limited, Conquest Business Park, Ilton, Somerset, TA19 9EA
 Switchboard: 01460 256 080 Sales: 0870 909 0770
 Technical Helpline: 01460 258 682 Fax: 01460 57605
 www.impeyshowers.com Email: orders@impeyshowers.com
 facebook.com/impeyshowers twitter.com/impeyshowers



NEW Aqua-Dec EasyFit
**THE LATEST
 ADVANCE IN
 WETROOM
 FLOOR FORMERS**



THE WETROOM SPECIALIST



Impey pioneered wetroom floors with 'Aqua-Dec' - the first floor former with a built in gradient.

Innovation is our lifeblood and we have a dedicated product development team who continuously deliver the latest cutting edge solutions to maintain our position as the UK's leading wetroom specialists.

Our philosophy of always taking the lead has allowed us to create this exciting new generation of floor formers - Aqua-Dec EasyFit.


THE BEST JUST GOT BETTER


The new Aqua-Dec EasyFit has a computer designed cellular structure, which is compression moulded from high glass content SMC to provide the strongest most rigid construction on the market.

It requires no under boarding and will support over 300kg (47 stone) when secured directly to standard floor joists.

This advanced production technology also allows us to offer it at the same price as our current Aqua-Dec range.


- No under boarding required
- Tested to 300kg (47 stone)
- Lighter yet stronger
- Fully recyclable

 Designed and manufactured in the UK



Tests have shown that this revolutionary new construction will support over 300kg (47 stone) without under boarding

360° rotating centre section designed to allow the trap to avoid joists



Simply place the new Aqua-Dec EasyFit where it will be installed and if the drain aperture interferes with a joist, just rotate the centre section until it is clear and fit the trap.



See how easy it is to fit with our new installation video at www.easyfitwetrooms.com

THE EASYFIT FOR EVERY SITUATION

The new Aqua-Dec EasyFit solves the potential installation problem of the drainage point being obstructed by joists within timber floors.

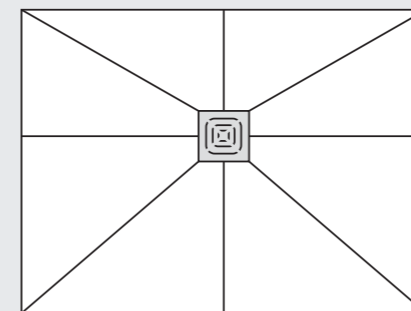
A unique, patent protected* drainage feature allows the installer to rotate the drain aperture to any position that will avoid the joist, or any other under floor obstruction.

* Patent No. GB2431341

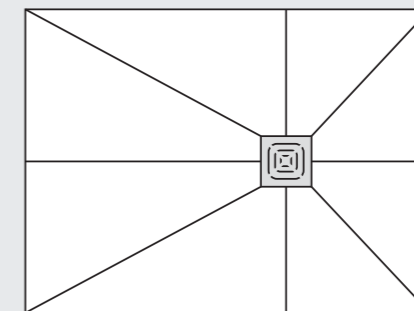
TILING GUIDE

Where you have to rotate the drainage point it is best to do it a full 90°, left or right, in order to provide a symmetrically tiled finish if you are using large format tiles with an envelope cut as shown below:

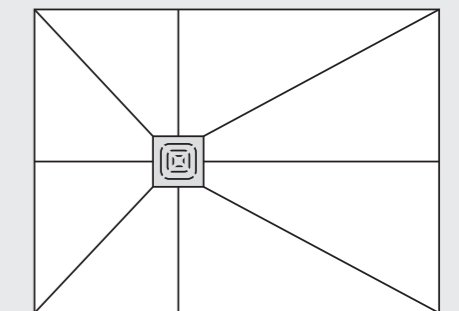
Standard drainage position



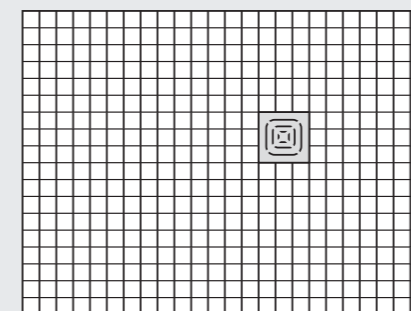
Drainage position 90° to the right



Drainage position 90° to the left



Drainage position less than 90° to the right



If you cannot rotate the drainage point a full 90°, left or right, it is best to use smaller tiles (maximum size 70mm square) or mosaic tiles.



AQUA-DEC EASYFIT

Sizes to suit every application

The new Aqua-Dec EasyFit comes in a range of eleven sizes from a compact 800mm square to the most spacious 1500 x 1200mm option.

Failsafe quality and reliability

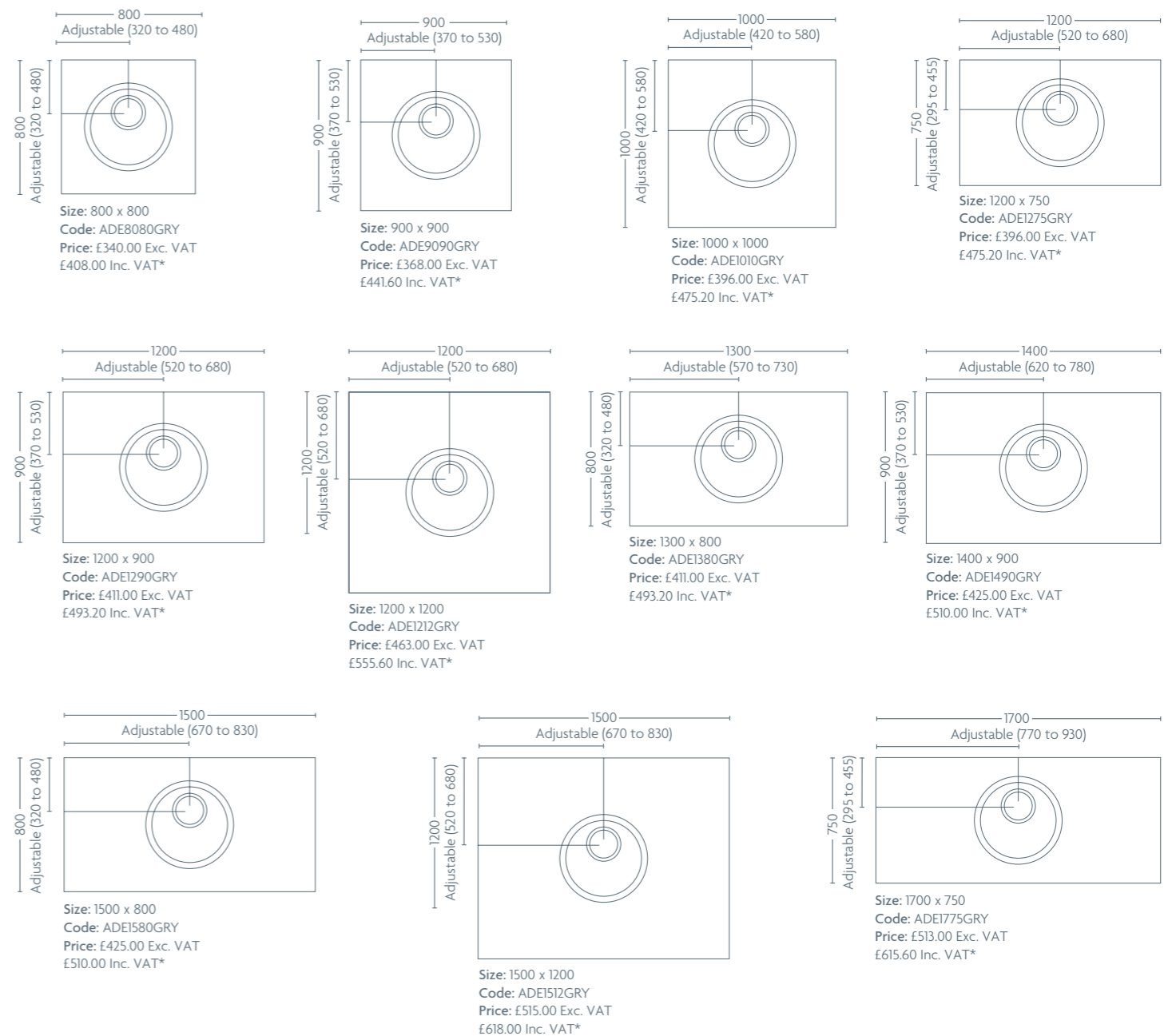
This quality and reliability is achieved by using only the best materials and rigorous construction methods and we are so confident in the long lasting performance of all Impey products that we offer a lifetime guarantee.



All Aqua-Decs are supplied with a DSSI/H tiled floor gully within horizontal outlet as standard, for alternative drainage options see main brochure or our website for details.



Designed and manufactured in the UK



*VAT at 20% correct at time of going to press.