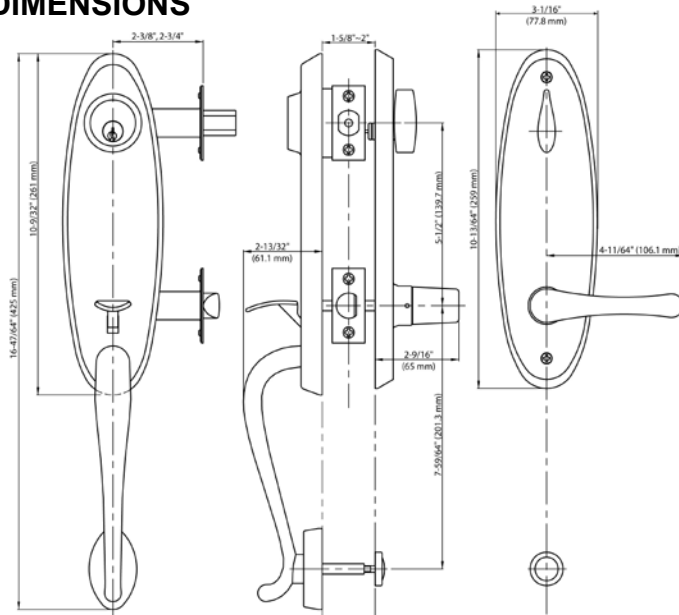


**RICHMOND  
SOLID BRASS COLLECTION**



**DIMENSIONS**



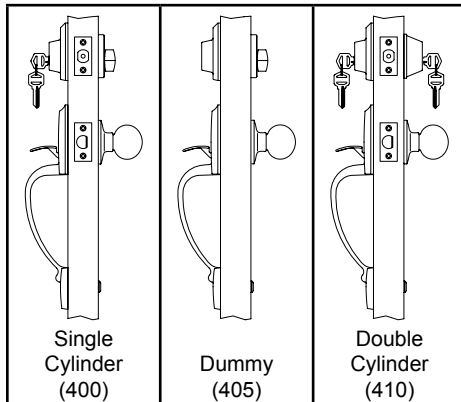
**SPECIFICATIONS**

<b>Door Prep</b>	Deadbolt cross bore: 2-1/8" Handleset cross bore: 2-1/8" Edge bore: 1" Latch Face: 1" x 2-1/4" Mounting (center to center) 5-1/2"	<b>Latches</b>	Deadbolt: 2-3/8 and 2-3/4 adjustable (9092) Faceplate: 1" x 2-1/4" round corner Bolt: Brass with hardened steel rod, full 1" throw Handle: 2-3/8" & 2-3/4" adjustable (9079R) Faceplate: 1" x 2-1/4" round corner Bolt: 1/2" Solid Brass throw
<b>Backset</b>	Fits 2-3/8" and 2-3/4"	<b>Strikes</b>	Deadbolt: Full lip round corner (9117 & 9113) Handle: Full lip round corner (9103)
<b>Door Thickness</b>	1-3/8" ~ 2" door standard, 2-1/4" Ext. Kit Available	<b>Wood Screws</b>	Combination screws that suit both wood or metal door mounting
<b>Cylinder</b>	KW1 5-pin standard (solid brass). SC1 5-Pin optional. Handlesets packed KD	<b>Door Handing</b>	Specify handing when ordering lever as Interior option

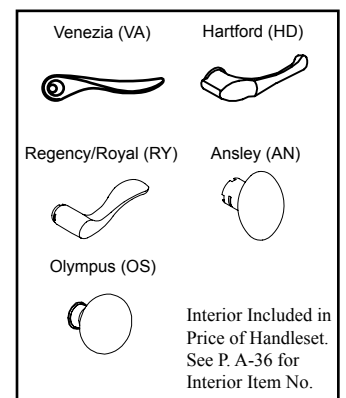
**PRICING \*Handleset Pricing includes Interior Knob or Lever. Specify when ordering.**

Model	Function	WT/CTN	CTN QTY	US15	US10B	US12P
400-RI	Single Cylinder	33 Lbs	4 Pcs	Item No.	2RI700	2RI712
				List Price		
405-RI	Dummy	30 Lbs	4 Pcs	Item No.	2RI701	2RI713
				List Price		
410-RI	Double Cylinder	37 Lbs	4 Pcs	Item No.	2RI702	2RI714
				List Price		

**FUNCTIONS**



**INTERIOR OPTIONS**



**THE DELANEY CO.**

Copyright © THE DELANEY CO. All rights reserved.