

## Versailles

Great looks and great lines with a hidden center drain, the Versailles is a modern tub with an eye-catching look. It's dual backrests and sizable bathing well make it a great choice with new-age flair.

### Available Sizes:

66"L x 36"W x 20½"D  
 75 Gallons

72"L x 36"W x 20½"D  
 80 Gallons

72"L x 42"W x 20½"D  
 85 Gallons



### Acrylic Tub – construction features

**Acrylic** models finished in 1/8" thick layer of deep lustrous acrylic.

**Extra thick** reinforced fiberglass.

**Pre-wired** pump on pump platform (standard pump location only)

**Integral E-Z** Level platform facilitates installation.

**Non-skid** bottom.

### PVC Systems – include:

**8 Fully** directional adjustable PVC jets

**Anti-vortex** safety suction.

*Color matched* system trim

**Hydrozone** ozone sanitation system

**Rigid PVC** piping

**Self draining** pump and system

**Soft Touch** electronic on/off control with 30-min. integral timer

**2.25 HP** Single Speed Pump

**Cable** waste & overflow

### Hydro Systems – Options:

**Available** as Tub only, Thermal Air, Whirlpool or Combo

**Microban** Antibacterial Protection

**Extra High Density** Fiberglass

**Armrest**

**Flange** molded

**Skirt**

**Custom** jet and pump locations

**Plated** Metallic finish

**Additional** directional Jets

**Swirling**, Rotating, or Jumbo Jets

**Micro** Therapy Jet

**Integral** Waste & Overflow

**1.5 HP** Variable Speed Pump (digital temperature display optional)

**Electronic** low water protection

**In-line** Heater

**Chromatherapy-LED** Lighting System

**Chromatherapy-LED** Mini Spotlights

**Mood Light**

**Grab Bars**

**Back Masseuse**

**Neck Masseuse Pillow**

**Hydro Fragrance**

**Hydro Fusion**

**Hydro Coat**

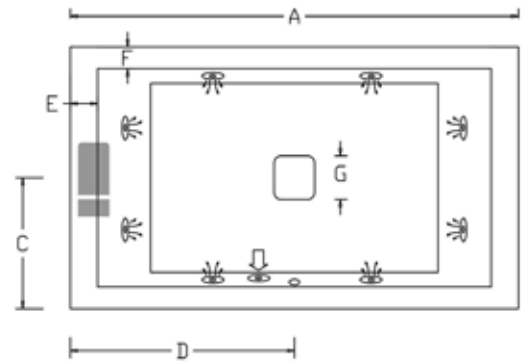
**Hydro Express quick ship**

### Approvals & Listings

Commonwealth of Massachusetts  
 UPC & USPC - US & Canada







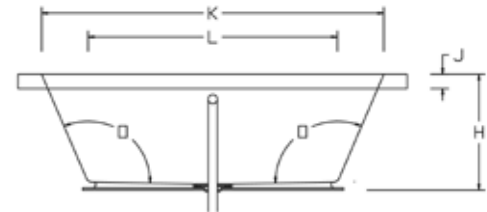
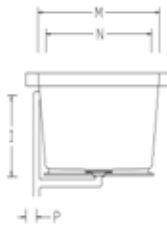
# Versailles



Note: Acrylic drain covers are not weight bearing

Must be set in Mortar Base

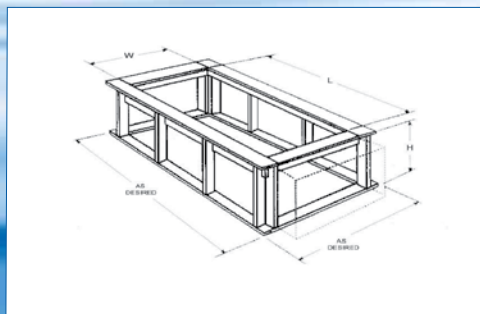
-  Pump motor
  -  Jets
  -  Anti-vortex suction
  -  Overflow location
- AS SHOWN:  
Whirlpool option w/ standard jets
- ALSO AVAILABLE:  
Soaking Tub Only, Whirlpool, Thermal Air, Combo



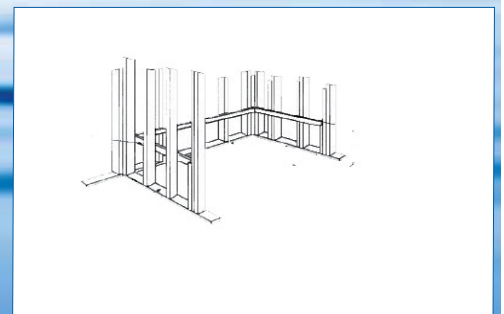
MUST SPECIFY OVERFLOW LOCATION IN RELATION TO PUMP

Model	GC	AC	A	B	C	D	E	F	G	H	I	J	K	L	M	N	O	P	Jet	Pump	Wat.Cap.
6636	N/A		66"	36"	18"	33"	4"	3"	6"	20 $\frac{1}{8}$ "	19"	1 $\frac{3}{4}$ "	58"	42 $\frac{1}{4}$ "	30"	26"	114 $^{\circ}$	2 $\frac{3}{8}$ "	8	2.25	75 gal.
7236	N/A		72"	36"	18"	36"	4"	3"	6"	20 $\frac{1}{8}$ "	20"	1 $\frac{3}{4}$ "	64"	47 $\frac{3}{8}$ "	30"	26"	114 $^{\circ}$	2 $\frac{3}{8}$ "	8	2.25	80 gal.
7242	N/A		72"	42"	21"	36"	4"	3"	6"	20 $\frac{1}{8}$ "	20"	1 $\frac{3}{4}$ "	64"	47 $\frac{3}{8}$ "	36"	32"	114 $^{\circ}$	2 $\frac{3}{8}$ "	8	2.25	85 gal.

Amp	Volt	Breaker	Dedicated Service	
13.5	120	20 amp	GFCI Protected	



*Disclaimer: Certain options or altering the pump/blower location may cause the pump/blower to extend beyond the tub decking.  
 For cutout dimensions wait for unit to arrive.  
 All specifications subject to change without notice.*



Island Drop-In				3 Wall Enclosure		
Model	(L)ength	(W)idth	(H)eighth Finish	(L)ength	(W)idth	(H)eighth Ledger
6636	64"	34"	18 $\frac{5}{8}$ "	66"	36"	20 $\frac{7}{8}$ "
7236	70"	34"	18 $\frac{5}{8}$ "	72"	36"	20 $\frac{7}{8}$ "
7242	70"	40"	18 $\frac{5}{8}$ "	72"	42"	20 $\frac{7}{8}$ "