



MODEL NO.
LU 8069

20101129_LU 8069_INS.ai

INSTRUCTIONS D'INSTALLATION
Les appareils doivent être installés par un électricien qualifié. Vérifiez les normes et les codes du bâtiment de votre région. Pour réduire les risques d'électrocution lors de l'installation ou de l'entretien, coupez l'alimentation électrique.

INSTALLATION INSTRUCTIONS
Luminaires must be installed by a qualified electrician. Check with local and national codes for proper installation. To prevent electrical shock, disconnect electrical supply before installation or servicing.

AMPOULES REQUISES
Incluses.

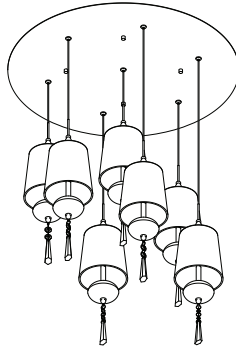
REQUIRED BULBS
Included.



G4
12V / 20W
MAX

Givrée / Frosted
Basse pression pour luminaires ouverts
Low pressure for open luminaires

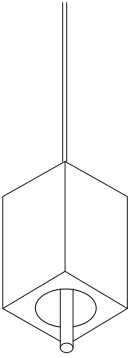
LU 8069



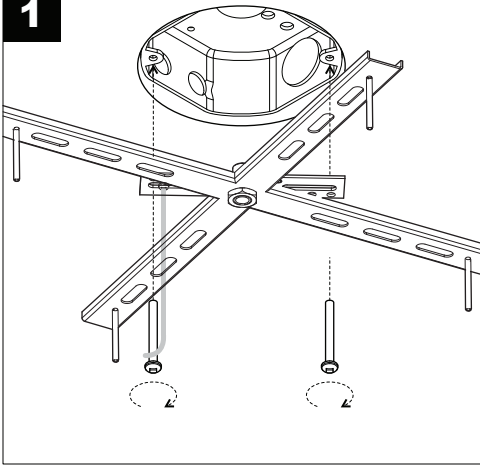
WARNING - ATTENTION

Ne pas enlever la mousse protectrice avant que l'installation du luminaire au plafond soit complète.

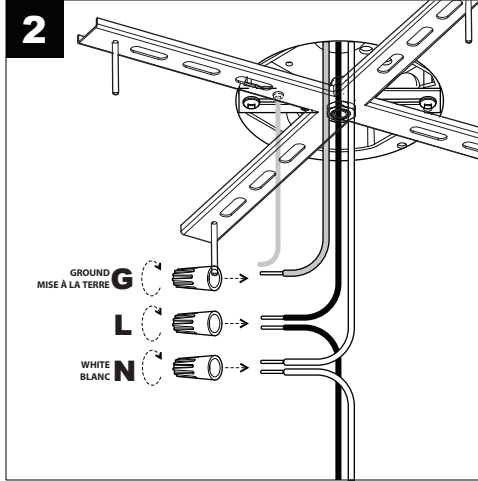
Do not remove the protective foam before the installation of the fixture is completed.



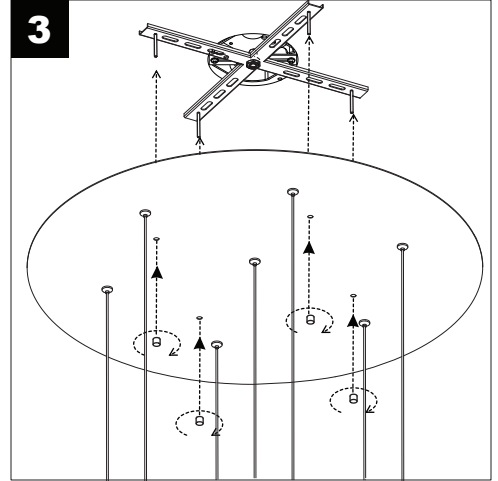
1



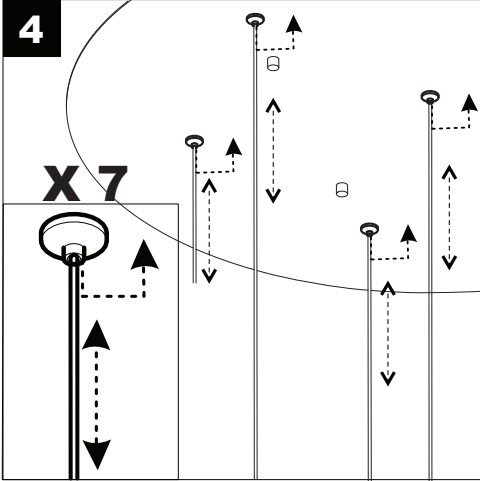
2



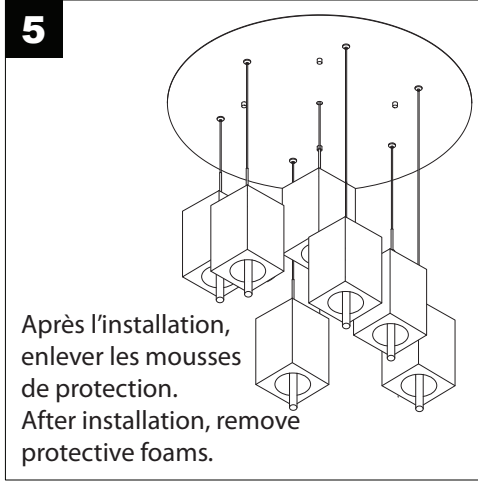
3



4

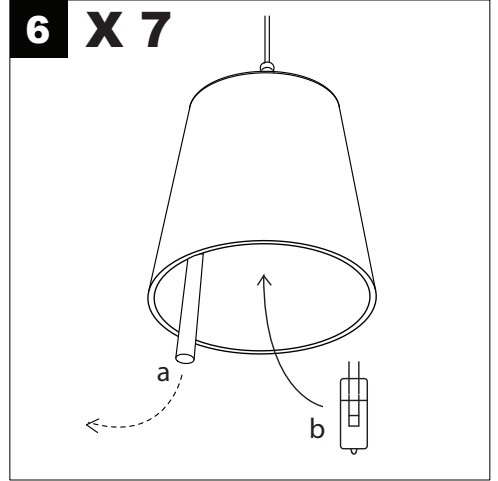


5



6

X 7



7

X 7

