


# 88 5554 89 Biscayne Metal Stool


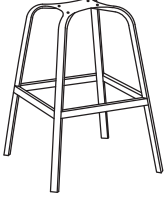

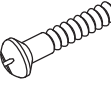



## IMPORTANT NOTE

Carefully remove all the parts from the carton and put them individually on a soft cloth to prevent scratches or other damages occurring to the parts.


We have taken great care in the design of this product and request that you carefully and strictly follow our assembly instructions to ensure a completed product as it was designed.

*Home Styles*



Part List		Hardware List	
			<b>Flat Washer</b> 8 pcs.(+1 extra)
<b>A. Seat</b> 1 pc.	<b>B. Base</b> 1 pc.		<b>Bolt</b> 4 pcs.(+1 extra)
			<b>Spring Washer</b> 4 pcs.(+1 extra)
			<b>Nut</b> 4 pcs.(+1 extra)
			<b>Nut Cap</b> 4 pcs.(+1 extra)

## Chair Assembly



Place Seat (A) onto Base (B) with Bolts, Flat Washers, Spring Washers, Nuts and Nut Caps.  
(see Figure 1)

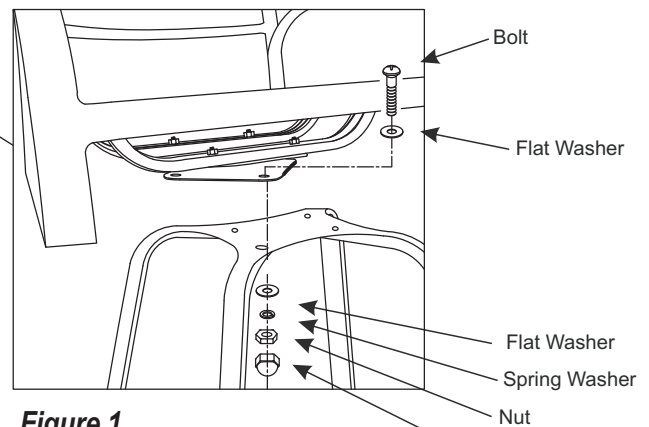
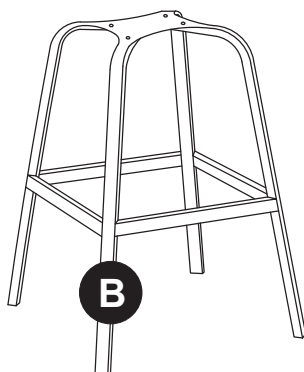


Figure 1

Tools Required For Assembly : **Phillips** screwdriver

Home Styles Consumer Assistance Line 888-680-7460 and 877-831-0319  
servicedesk@homestyles-furniture.com