

Marshall Pendant


700TDMARP_ 1.0



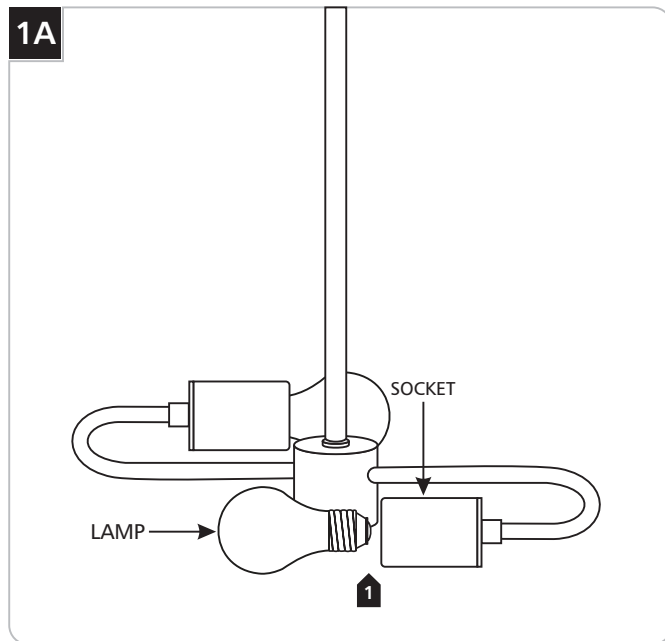
GENERAL PRODUCT INFORMATION:

This product is suitable for damp locations.


This product can be dimmed with a standard incandescent dimmer.



Install the Lamp

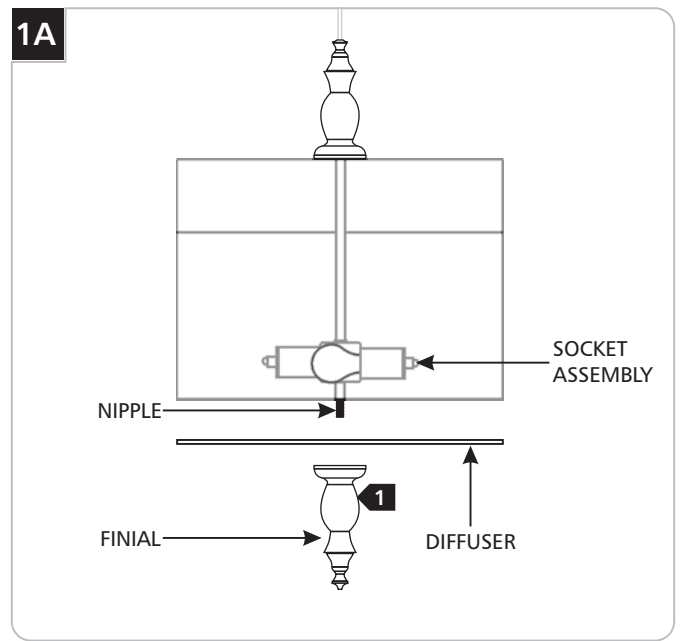


CAUTION: To reduce the risk of a burn or electric shock during relamping, disconnect the power to the fixture.

Use **MAX** 120 Volt, **100** Watt A19 medium base lamp with each socket. 

- 1 Screw the lamps into the sockets.

Assemble the Fixture



- 1 Place the diffuser onto the nipple and secure it to the socket assembly by tightening the finial.

NOTE: Do not over tighten the finial. Overtightening may break the glass and result in injury.

SAVE THESE INSTRUCTIONS!



7400 Linder Ave, Skokie, IL 60077
847.410.4400

www.techlighting.com

© 2013 Tech Lighting, L.L.C. All rights reserved. The "Tech Lighting" graphic is a registered trademark of Tech Lighting, L.L.C. Tech Lighting reserves the right to change specifications for product improvements without notification.
A Generation Brands Company