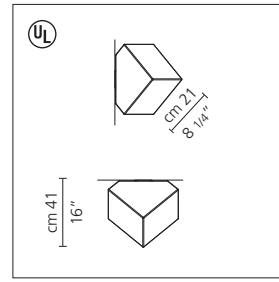


Edge 21-30 wall/ceiling

Alessandro Mendini 2005


Wall or ceiling mounted luminaires for diffused fluorescent lighting.

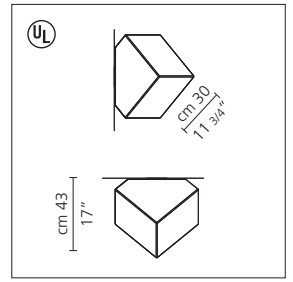
- cube shaped diffuser in rotoform molded opal white polypropylene
- totally concealed mounting plate in white polycarbonate
- mounting to standard electrical junction boxes



Edge 21 wall/ceiling

fluorescent source

- 1x20W (E26/T4)
- self-ballasted /hex tube.....



Edge 30 wall/ceiling

fluorescent source

- 1x23W (E26/T4)
- self-ballasted /hex tube.....