

Tolomeo classic/classic LED
Tolomeo mini/mini LED
Tolomeo micro/micro LED
floor

design
Michele De Lucchi
Giancarlo Fassina
1987, 1990, 2001, 2010

Artemide®
www.artemide.net





Awards

Tolomeo terra
 Compasso d'Oro / A.D.I.
 1989 - Milano (Italia)

Light emission Colors






Tolomeo classic

-  aluminum
-  black
-  white
-  polished aluminum

Tolomeo classic LED

-  aluminum



Tolomeo mini

-  aluminum
-  black
-  white

Tolomeo mini LED

-  aluminum

Tolomeo micro

-  aluminum
-  polished aluminum

Tolomeo micro LED

-  aluminum

Floor standing luminaires for adjustable direct task incandescent or LED lighting.

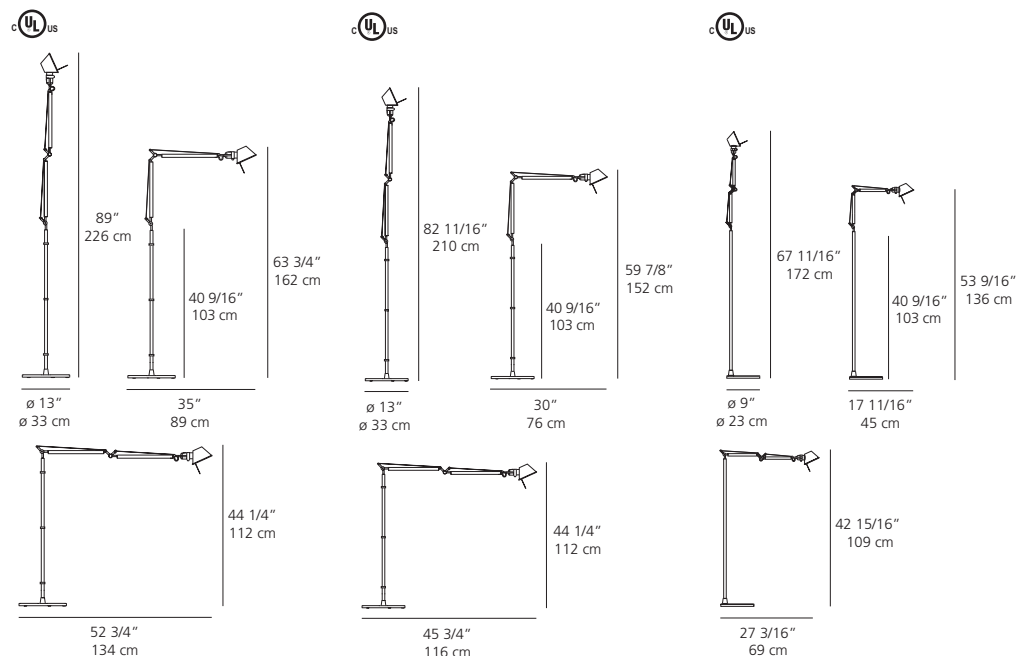
Materials: floor support consisting of weighted steel base with stamped aluminum cover and stem in chromed steel, combined with Tolomeo table models for conversion to floor models • interchangeable plug options accommodate most electrical outlets for global diversity (LED versions only) • option: set of castors in molded thermoplastic attach to base for easy mobility (for classic and mini models only)

Lampadaires à éclairage incandescent ou à DEL direct et ajustable.

Matériaux: base en acier lesté revêtu d'aluminium matricé et tige en acier chromé, utilisation de pair avec les modèles de lampe de table Tolomeo pour en faire des lampadaires • fiches interchangeables, compatibles avec la plupart des prises électriques à l'échelle internationale (modèles à DEL seulement) • option: ensemble de roulettes en thermoplastique moulé optionnel, à fixer à la base pour obtenir une meilleure mobilité (modèles classique et mini seulement)







Luminarias de pie para iluminación incandescente o LED dirigida directa ajustable.

Materiales: soporte con pie que incluye base de acero pesado con cubierta de aluminio estampado y columna de acero cromado, combinable con modelos Tolomeo de mesa para convertirlos en modelos de pie • las opciones de conexión intercambiables se adaptan a la mayoría de los tomacorrientes (sólo versiones LED) • opción: conjunto de ruedas de material termoplástico moldeado adheridas a la base para facilitar la movilidad (sólo para modelos classic y mini)









Tolomeo classic/classic LED floor

incandescent source
 • 1 x 100W (E26/A19) 
    

or
LED source
 • 5 LEDs/10W supplied
      Dimmer







Tolomeo mini/mini LED floor

incandescent source
 • 1 x 100W (E26/A19) 
    

or
LED source
 • 5 LEDs/10W supplied
      Dimmer

Tolomeo micro/micro LED floor

incandescent source
 • 1 x 60W (E26/G16 1/2) 
    

or
LED source
 • 4 LEDs/8W supplied
      Dimmer

Artemide
www.artemide.net

