







ASSEMBLY INSTRUCTIONS

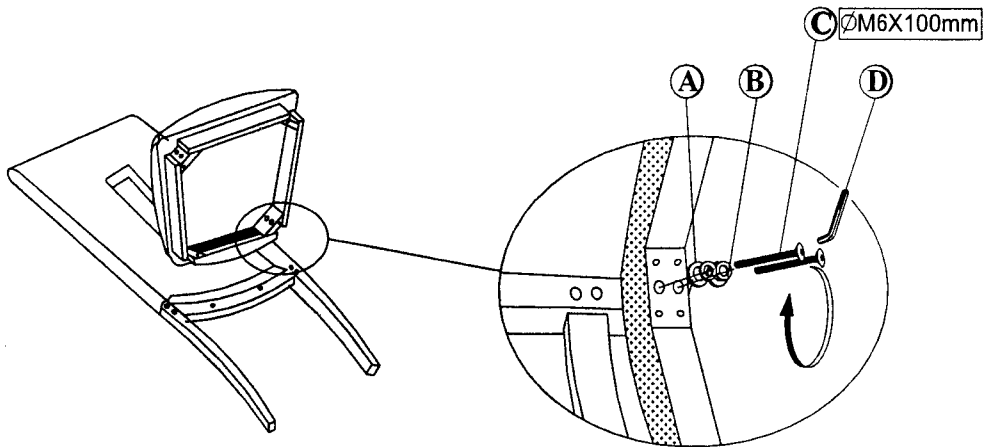
ITEM NO: 1410 -S 2

Remarks: Do not tighten screws until completely assembled.

NO	Description	Drawing	Size	Q'ty
A	Flat Washer		∅ M18mm	20 pcs
B	Spring Washer		∅ M12mm	20 pcs
C	JCBC SCREW (For back leg)		∅ M6X100mm	8 pcs
D	Allen Key			1 pc
E	JCBC SCREW (For front leg)		∅ M6X70mm	8 pcs
F	JCBC SCREW (For back leg of middle part)		∅ M6X50mm	4 pcs

NOTE : ALL ABOVE LISTED ARE FOR 2PCS OF CHAIR

Step 1



Step 2

