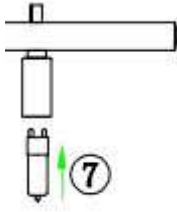



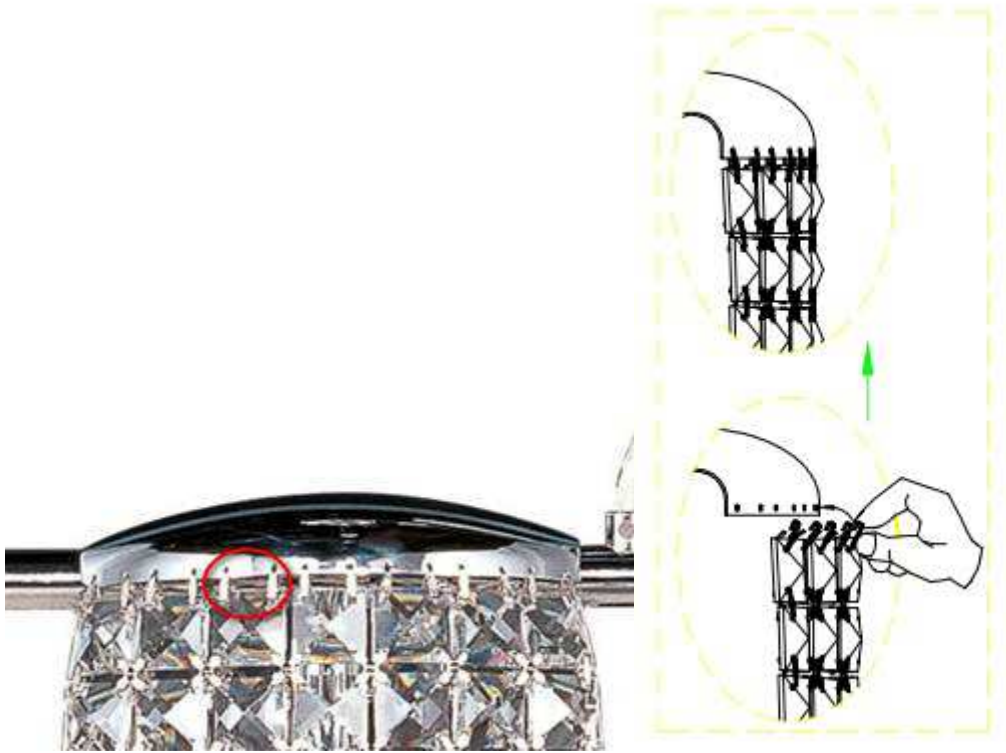
1. The first thing she wants to do is insert the bulbs.



2. Then she will take all Crystal stands and lay them on a flat surface like a table or desk. She will then use the **butterfly clips** to pin all the individual strands together.



3. After all the strands are put together, she wants to put the **crystal hooks** on the top of these strands and get them ready to be installed on the top metal piece.
(we recommend that she has a second person helping her with steps 2-3)



4. The last step, as far as putting the actual frame together, would be placing the metal pieces with the crystal strands on the frame.
When putting these metal top pieces onto the frame, please make sure the piece in the middle is centered like the illustration shows.

