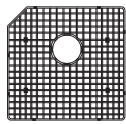


WIRECRAFT SERIES

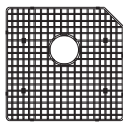
Bottom Grid

Custom designed in-the-sink Bottom Grid to fit specific sink models.

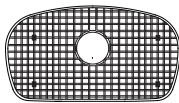
Premium T-304 Stainless steel




BG-3850L




BG-3850R




BG-3950




BG-4090




BG-4170



BG-4210




BG-4320




BG-4600



BG-5190



BG-5370



BG-5330

WireCraft Bottom-Grid, Stainless Steel

Model	Width x Length	High	Fits
BG-3850L	18-1/2" x 16-1/2"	5/8"	HDL-3015
BG-3850R	18-1/2" x 16-1/2"	5/8"	HDR-3015
BG-3950	29-1/2" x 15-1/2"	5/8"	MB-3300
BG-4090	8-1/2" x 15-1/2"	5/8"	CTO-3370, CTP-4300
BG-4170	14-1/2" x 15-1/2"	5/8"	CTD-3350, CTR-1700
BG-4210	20-1/2" x 15-1/2"	5/8"	CTS-2300
BG-4320	29-1/2" x 15-1/2"	5/8"	CTG-3200
BG-4600	29-3/4" x 13-5/8"	5/8"	NVS-5100
BG-5190	8-1/2" x 15-1/2"	5/8"	EPO-3370
BG-5330	29-1/2" x 15-1/2"	5/8"	EPG-3300
BG-5370	19-1/2" x 15-1/2"	5/8"	EPO-3370