

4411-30.



CEILING
FIXTURES

® THE ORIGINAL

4410-30.



® THE ORIGINAL

8604-30.

Fluorescent version shown.

To comply with UL standards, for halogen lamping only, additional white canopies are attached to the back of the fixture which increases the extension from the ceiling by up to 1 1/2".



Sandwich

Design by Proli Diffusion Studio.



4410-30 / 4411-30.

Satin nickel metal finish.
Optical glass diffuser.

4410-30-HAL: 1 x T-3 RSC 4 11/16" 120V 100W Max.

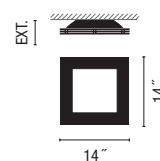
4410-30-CFE: 2 x G24Q1 120V 13W. Electronic ballast.

4411-30-HAL: 1 x T-3 RSC 4 11/16" 120V 150W Max.

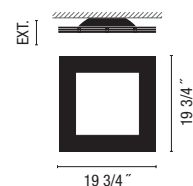
4411-30-CFE: 2 x G24Q1 120V 13W. Electronic ballast.



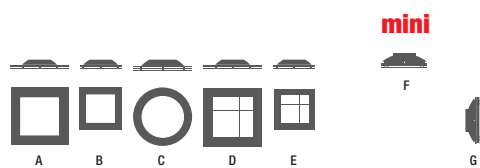
4410-30.



4411-30.



EXT. - Extension HAL: 4 3/4" - CF: 3 1/4"



mini

SANDWICH. Family
Pages: A-148. B-148. C-150. D-152. E-152. F-149-151-153. G-196.



Mini Sandwich

Design by Proli Diffusion Studio.

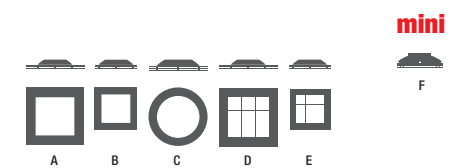
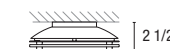


8604-30.

Satin stainless steel.
Opal glass diffuser.
1 x T-4 GY6.35 120V 50W Max.

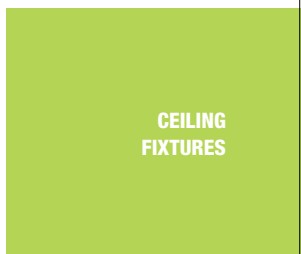


6 1/4"



mini

SANDWICH. Family
Pages: A-148. B-148. C-150. D-152. E-152. F-149-151-153. G-196.



CEILING
FIXTURES