




Outdoor Projection Screen
DIY Screen Series

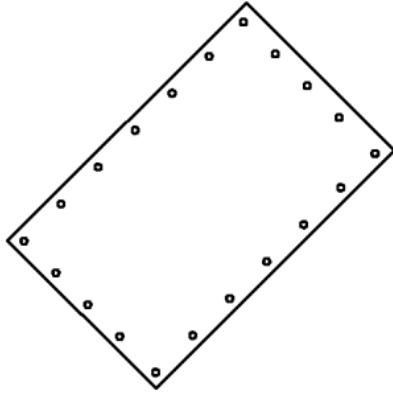
User's Guide



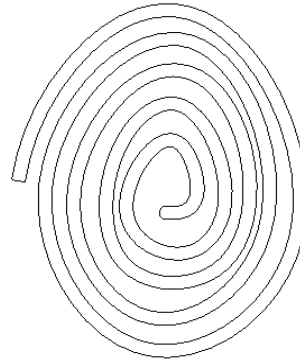
Parts List for the DIY Screen Series

Please make sure all parts listed below are included before proceeding with the installation.

a. Outdoor Screen Material



b. Dynamic Rope



c. PP绳



Parts List	QTY
a. Outdoor Screen Material	1
b. Dynamic Rope	1
c. pp绳	1

NOTE: Prolonged storage of the DIY Screen Series in its factory packaging may result in having noticeable horizontal lines on its surface. The lines are identified as “Memory Lines”. The Memory Lines can be eliminated by leaving the screen in the down position for a few days after the installation. This allows the material to stretch out. After the few days of leaving the screen installed, the Memory Lines should vanish without return.

Installation

1. Unroll the screen material on a clean surface.
2. Cut the Dynamic Rope to the length needed for installation.
3. Insert the Dynamic Rope through each hanging hole in the material and attach to the installation location.
4. Tightly fasten the Dynamic Rope throughout each hanging hole to make the screen flat while securing the rope to the installation location.



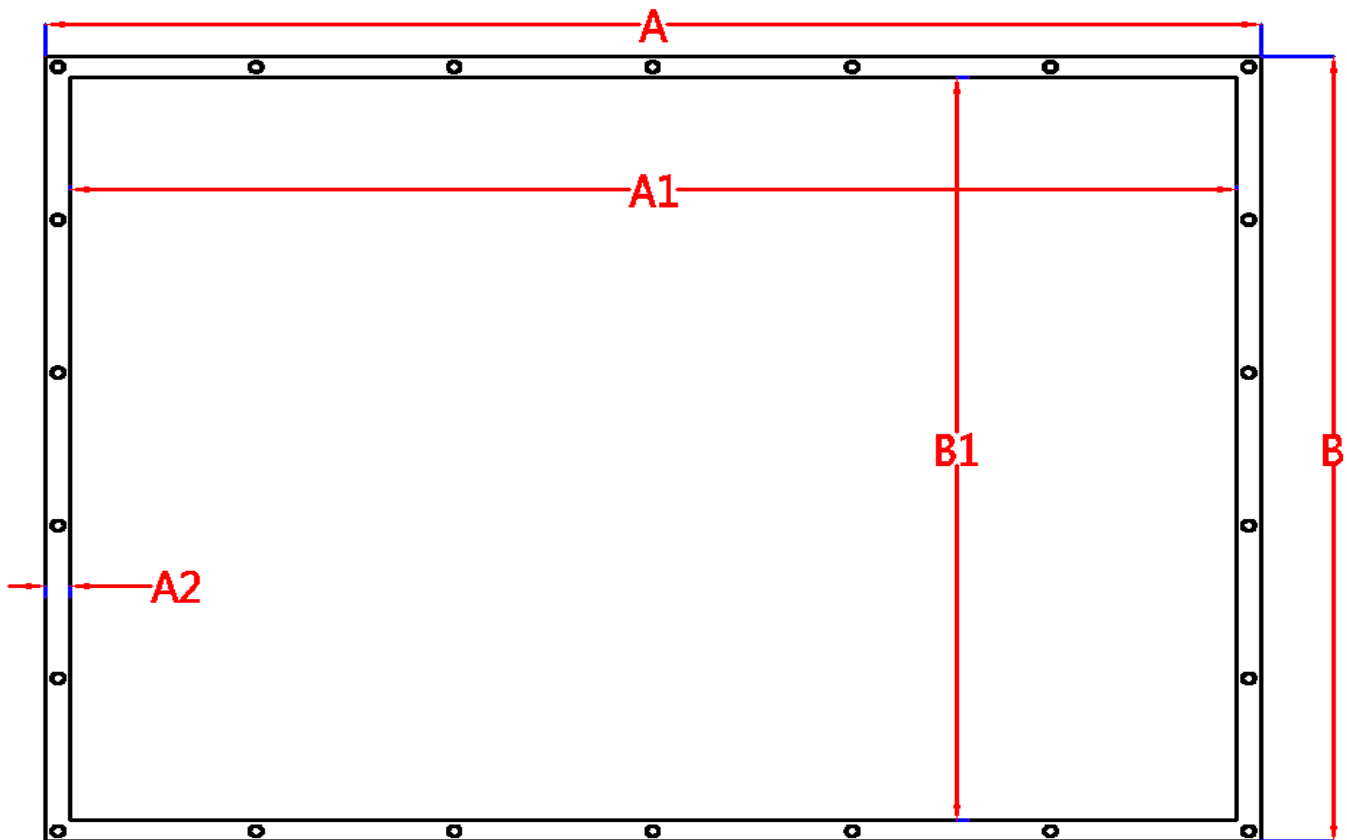
Note: Wrap rope with tape before cutting



Outdoor Screen Dimension Table

Unit: mm						
Model	Screen Diag. & Aspect Ratio	Total Width (A)	View Width (A1)	Border Width (A2)	Total Height (B)	View Height (B1)
DIY94V	94" (4:3)	1974	1894	40	1500	1420
DIY145V	145" (4:3)	3010	2930	40	2278	2198
DIY193V	193" (4:3)	3988	3908	40	3010	2931
DIY114H	114" (16:9)	2604	2524	40	1500	1420
DIY133H	133" (16:9)	3010	2930	40	1729	1649
DIY236H	236" (16:9)	5290	5209	40	3010	2930
Unit: inch						
Model	Screen Diag. & Aspect Ratio	Total Width (A)	View Width (A1)	Border Width (A2)	Total Height (B)	View Height (B1)
DIY94V	94" (4:3)	77.7	74.6	1.6	59.1	55.9
DIY145V	145" (4:3)	118.5	115.4	1.6	89.7	86.5
DIY193V	193" (4:3)	157.0	153.8	1.6	118.5	115.4
DIY114H	114" (16:9)	102.5	99.4	1.6	59.1	55.9
DIY133H	133" (16:9)	118.5	115.4	1.6	68.1	64.2
DIY236H	236" (16:9)	208.3	205.1	1.6	118.5	115.4

Measurements are intended as a reference only and are subject to change without notice. NOTE: Data Error may be ±1"



Warranty Policy

- **Two (2) Year** parts and labor warranty from defects in workmanship from purchase date as follows (except for refurbished units as specified below).
- **Three (3) Year** parts and labor warranty from defects in workmanship for **GEMR** (Government, Educational, Military, & Religious) purchases of new product only.
- **Refurbished Units** carry a **90-DAY** parts and labor warranty.
- Each party will be responsible for one way shipping during the warranty period.
- A **RMA (Return Merchandise Authorization) number** must be issued in order to process a replacement or to authorize a return for warranty repair. Elite Screens will, at its sole option replace or repair the defective unit with a replacement *(see exceptions below) after the defective unit or parts have been received. Once the product is received, Elite Screens will send out a replacement *unit to the customer by ground service (subject to inventory availability).
- **Do Not Return Any Unauthorized Items to Elite Screens, as they will be refused and returned at your expense. The RMA Number must be included on the outside label of your shipping box. Our warehouse is not authorized to accept returns without an RMA number on the shipping label.**
- **RMA Numbers are valid for 45 days from the date issued.**
- **Missing Parts** must be reported within 7 days of receipt. If reported after 7 days, the customer will be responsible for shipping and handling fees. If reported after 30 days of receipt, the customer will be responsible for cost of parts and shipping & handling fees.

*A New or refurbished replacement will be send out to the customer depending on the type of purchase (new or refurbished) and based on stock availability.

North America only U.S. and Canada

For Warranty and Service requests, please submit an RMA/Service Form at:
www.elitescreens.com/warrantysupportform

Please visit this link for full Warranty information:
www.elitescreens.com/warranty

For Customer Service and Technical questions, please contact Elite Screens at:
Telephone: (877) 511-1211 service@elitescreens.com
Fax: (562) 926-8433 techsupport@elitescreens.com

REMEMBER TO REGISTER YOUR PRODUCT AT:

WWW.ELITESCREENS.COM

Contact Info

US & Canada Tech Support & Warranty Claim

Please contact us at service@elitescreens.com or call +1 877-511-1211 #3 or fax +1-562-926-8433

Europe Tech Support & Warranty Claim

Please contact us at service@elitescreens.eu or call +49-(0) 40-30392958

Asia Tech Support & Warranty Claim

Please contact us at service@elitescreens.com.cn or call +86-(0) 755-8461-7989

Taiwan Tech Support & Warranty Claim

Please contact us at service@elitescreens.com.tw or call +866+2+8990-1999

America:

Elite Screens Inc

16410 Manning Way
Cerritos, CA 90703 USA
Tel: +1-877-511-1211
Fax: +1-562-926-8433
info@elitescreens.com
www.elitescreens.com

Europe:

Elite Screens Europe

Lübecker Straße 1
22087 Hamburg, Germany
Tel: +49-4030392494
Fax: +49-40-49219200
info@elitescreens.eu
www.elitescreens.eu

Asia:

Elite Screens China Corp.

Longxi Duimianling Industry Zone
Longcheng Longgang District,
ShenZhen GuangDong, China
Tel: +86-(0)755-8461-7989
Fax: +86-(0)755-8461-7669
info@elitescreens.com.cn
www.elitescreens.com.cn

Elite Screens France S.A.S

11, Allée William Penn
92150 Suresnes, France
Tel: +33-1-45064735
Fax: +33-1-45064735
info.fr@elitescreens.com
www.elitescreens.com/fr

Taiwan:

Elite Screens Taiwan Corp.

4F., No. 42-1 Wuguan Rd. Wugu Township Taipei
County 248, Taiwan (Wugu Industrial Park)
Taiwan (R.O.C)
Tel: +886+2+8990-1999
Fax: +886+2+8990+1366
info@elitescreens.com.tw
www.elitescreens.com.tw

Japan:

Elite Screens Japan Corp.

467-2-606 Tsuruma, Machida-shi,
Tokyo, 194-0004 Japan
Tel: 0120-07-0008
Fax: +81(0)42-706-9130
info@elitescreens.jp
www.elitescreens.jp

Latin America Contact:

Info.la@elitescreens.com

East Asia Contact:

Info.ea@elitescreens.com

India Contact

Info.ea@elitescreens.com