

ASSEMBLY INSTRUCTION

PARTS LIST

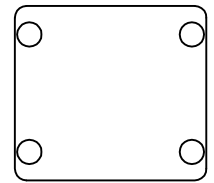
1. - 1 Pc.




2. - 1 Pc.




3. - 1 Pc.




4. - 4 Pcs.



5. - 4 Pcs.



6. - 4 Pcs.



FITTINGS

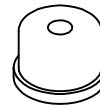
A. -M8- 4 Pcs.



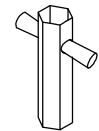
D. -M8- 12 Pcs.



F. - 12 Pcs.



G. -M8- 1 Pc.




B. -M8- 4 Pcs.



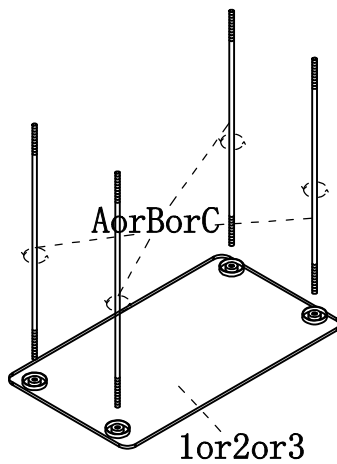
E. -M8- 12 Pcs.



C. -M8- 4 Pcs.



1



Remark:

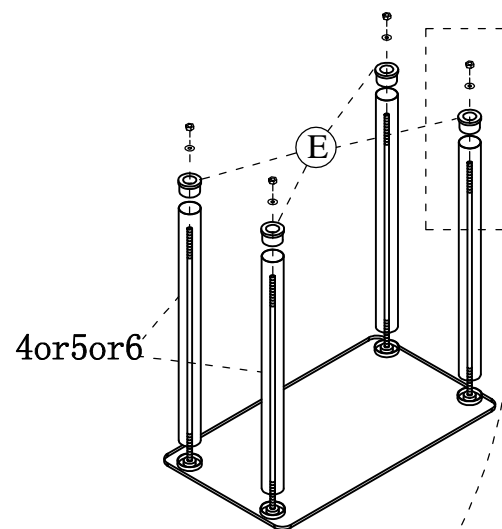
assemble (A) with (1)

assemble (B) with (2)

assemble (C) with (3)

1or2or3

2



4or5or6

Remark:

assemble (4) with (1)

assemble (5) with (2)

assemble (6) with (3)

