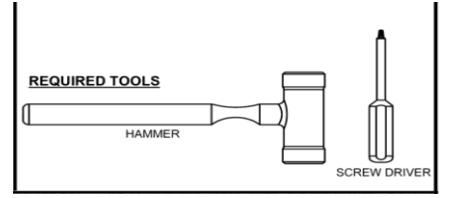


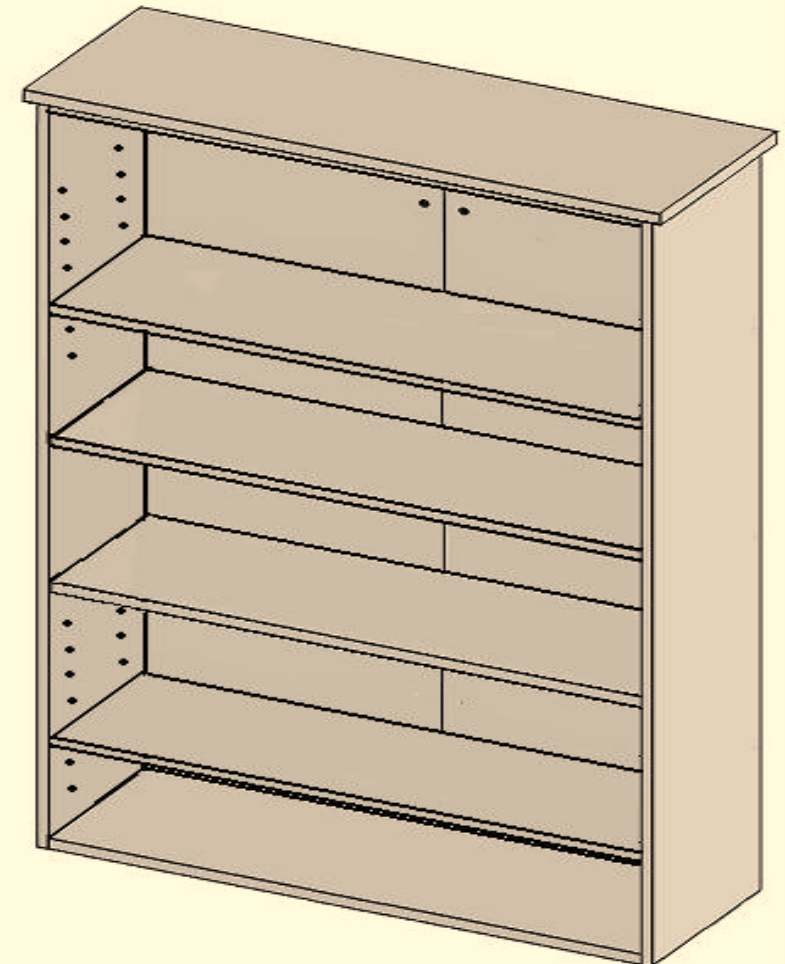
PI Ref No	FPI03	Customer:	All customers
Issue No:	01	Item Code	ECO(+)-Combi
Date:	31/01/2014	Description:	Combi Instruction

Fixings:
Refer to Image Below



ECO combi unit ASSEMBLY INSTRUCTIONS

CAM QTY 32	SHELF SUPPORT QTY 8	NYLON INSERT QTY 24
SINGLE METAL PIN QTY 24	DOUBLE METAL PIN QTY 4	
WOODEN DOWEL QTY 24	TOP PANEL SCREW QTY 4	



THE ARROW SHOULD BE
FACING THE EDGE WHEN INSERTED

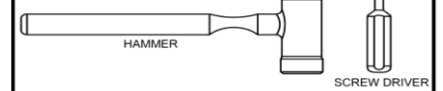
TO LOCK TURN
IN DIRECTION OF
THE ARROW 180°



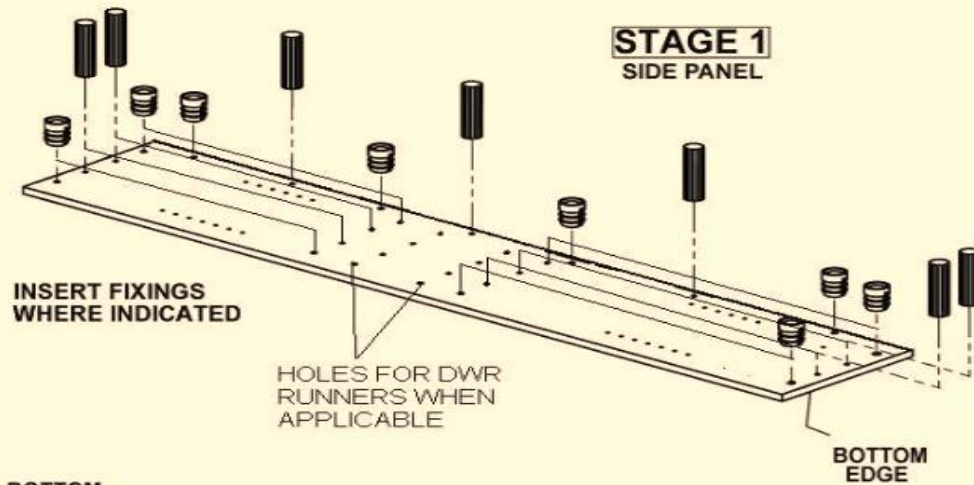
PI Ref No	FPI03	Customer:	All customers
Issue No:	01	Item Code	ECO(+)+Combi
Date:	31/01/2014	Description:	Combi Instruction

Fixings:
Refer to Image Below

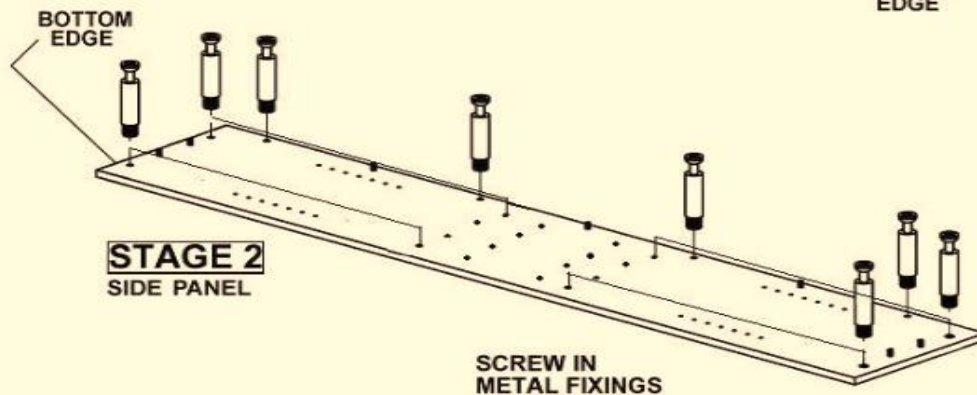
REQUIRED TOOLS



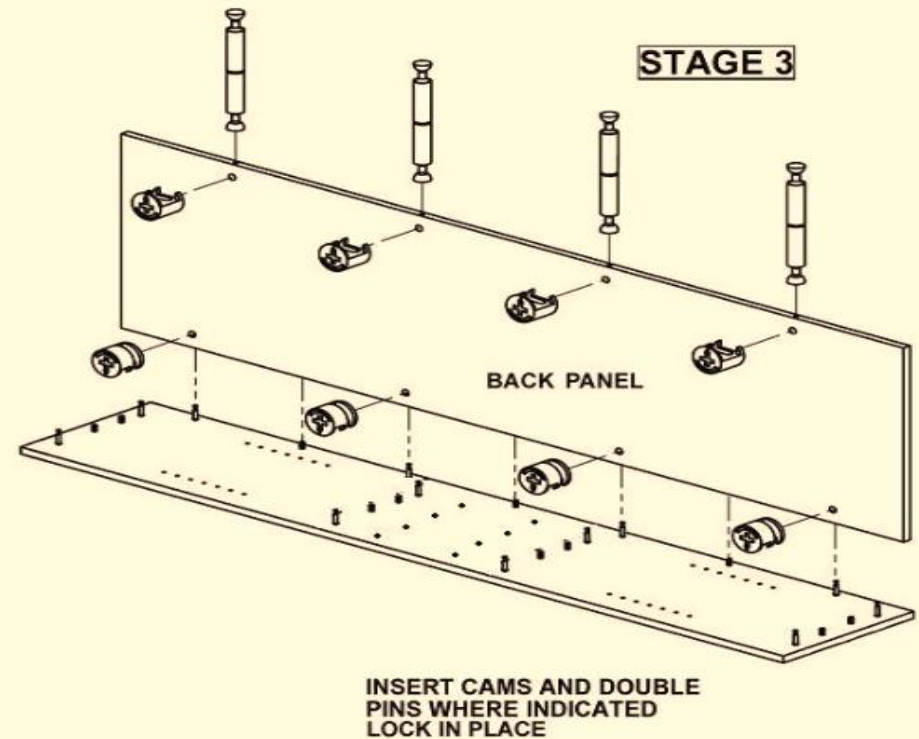
STAGE 1
SIDE PANEL



STAGE 2
SIDE PANEL



STAGE 3



PI Ref No	FPI03	Customer:	All customers
Issue No:	01	Item Code	ECO(+)-Combi
Date:	31/01/2014	Description:	Combi Instruction

Fixings:
Refer to Image Below

REQUIRED TOOLS

