











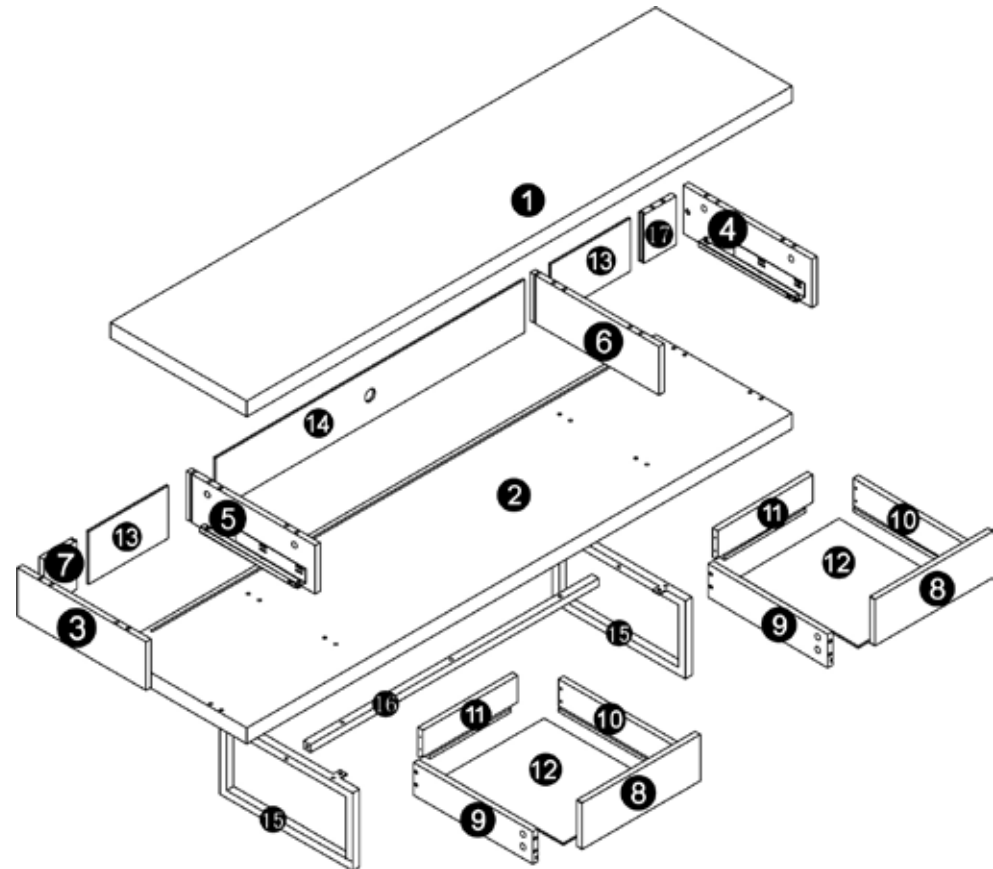
# euø style

## Assembly Instructions MIRANDA Media Stand

PLEASE NOTE: Check that you have received all components and hardware before assembling. If you are missing any parts, contact your retailer, or fax Euro Style at 415.455.8033.



A (9 pcs)		M6 x 35mm
B (4 pcs)		M6 x 15mm
C (13 pcs)		M18 x 1mm
D (1 pc)		M4mm
E (20 pcs)		8 x 30mm
F (22 pcs)		6 x 40mm
G (22 pcs)		15 x 11mm
H (22 pcs)		20mm
I (8 pcs)		3.5 x 25mm
J (8 pcs)		6 x 60mm



During assembly, hand tighten screws only. When all screws are in place, then tighten completely.

