

SPECIFICATIONS:

DESCRIPTION

Low voltage mini pendant with handcrafted glass.
Includes Quick-Connect jack.

LAMPING

35W Low pressure halogen GY6.35 12V Bi-Pin lamp, included.
Suitable for use in an open fixture. Optional lamp shield also available.

DIFFUSER

Shade shall be handcrafted glass of various decors.
Diameter of 3.75" and height of 6"

CORD

Standard cord is 10' field-adjustable coaxial type with teflon jacket and decorative sleeve at the socketholder. Jacket tint coordinates with metal finish. Cords also available in 36", 48" or 15' lengths.

QUICK-CONNECT JACK

Quick-Connect jack is compatible with Besa Rail Adapter, or Quick-Connect canopies (order separately).

METAL FINISH

Glass retainer hardware, sleeve and Quick-Connect jack are finished in either Bronze or Satin Nickel.

ELEMENT OPTIONS

Refer to next page. Available as Quick-Connect element only, or with Rail Adapter for use with Besa Monorail, or with 1 light Quick-Connect canopy.

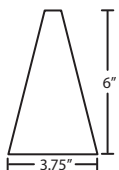
LABELS

ETL or UL Listed. Suitable for Dry Locations (interior use only).



138214
Stripes-Black

Glass Dimensions:



138207
Opal Matte



1382BK
Black Matte



1382CM
Cobalt Blue Matte



1382RM
Ruby Matte



138280
Amber Matte



1382VM
Vanilla Matte

For ordering information, see next page

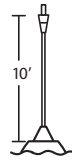
All dimensions provided are nominal.
Allowance must be made for dimensional tolerance in handcrafted glasses.

ORDERING:

Quick-Connect Options	Decor	Metal Finish
XP Jack Only	138207 Opal Matte	BR Bronze
RXP Rail-Ready	138214 Stripes-Black	SN Satin Nickel
1XP 1 Lt. Flat Canopy	138280 Amber Matte	
	1382BK Black Matte	
	1382CM Cobalt Blue Matte	
	1382RM Ruby Matte	
	1382VM Vanilla Matte	

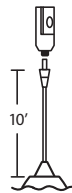
PENDANT OPTIONS:

XP Pendant Element Only



- Pendant Shade and Cord/Socket Set
- 10' Field-adjustable braided coaxial-type cord with a teflon jacket (clear or bronze tint coordinates with metal finish)
- Quick-Connect Jack provided
- Compatible with Besa Canopies and Rail Adapter
- Bronze or Satin Nickel metal finishes

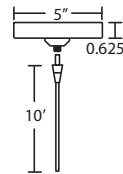
RXP Pendant + Rail Adapter



READY FOR RAIL

- Pendant Shade and Cord/Socket Set, plus Rail Adapter
- 10' Field-adjustable braided coaxial-type cord with a teflon jacket (clear or bronze tint coordinates with metal finish)
- Quick-Connect Jack provided
- Compatible with Besa Monorail System
- Bronze or Satin Nickel metal finishes

1XP Pendant + Monopoint Flat Canopy



- Pendant Shade and Cord/Socket Set, plus Flat Canopy
- 1x electronic 60W dimmable transformer, fits partially in junction box
- 10' Field-adjustable braided coaxial-type cord with a teflon jacket (clear or bronze tint coordinates with metal finish)
- Quick-Connect Jack provided
- Integral Quick-Connect adapter
- Bronze or Satin Nickel metal finishes

3Ft. CORD LENGTH:
For 36" cord, add an "3" to the end of the item number, i.e. 1XP-174352-SN3.

4Ft. CORD LENGTH:
For 48" cord, add an "4" to the end of the item number, i.e. 1XP-174352-SN4.

15Ft. CORD LENGTH:
For longer 15' cord, add an "L" to the end of the item number, i.e. 1XP-174352-SNL.

Project Information:

MORE MOUNTING OPTIONS:

• Besa quick-connect canopies, order separately

3Lt Linear: T23BQ	3Lt Round: T23XQ	3Lt Lrg. Rnd: T23XL	6Lt Round: T26XQ
1Lt Dome: T21MQ	3Lt Bar: T23VQ	4Lt Bar: T24VQ	

• Besa Monorail system, order separately