

location:
DAMP
interior

SPECIFICATIONS:

DESCRIPTION

Cord-hung or stem-mount pendant with handcrafted glass diffuser.

LAMPING

Standard is 100W A19 120V incandescent, suitable for dimming.

CFL: 26W 4-Pin CFL with non-dimming electronic ballast. 120V.

SB-CFL: Self-ballasted GU-24 lampholders. 27W max, 120V.

Lamps not included.

DIFFUSER

Shade shall be handcrafted glass of various decors. 4.25" Dia. x 14.5" H
Optional wireform cage is 0.125" dia. tubing with powder coat finish.

SUSPENSION

Cord-hung: 10' SVT-type cord, complete with 5" decorative sleeve at the sockholder. Jacket coordinates with metal finish. Available on 1, 3 or 6 light canopies, shown on next page. Plated stamped steel construction. Bronze or Satin Nickel.

Stem-mount: 4 connectable stem sections (3", 6", 12" and 18" lengths) plus telescoping piece for up to 3" adjustment, 10' max. 5" Dia. canopy (with swivel) and stem sections are plated steel. Bronze or Satin Nickel.

MOUNTING


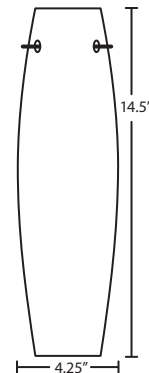
Installs directly to a 4" octagonal ceiling box. Suitable for sloped ceilings.

LABELS

UL or ETL Listed. Suitable for Damp Locations (interior use only).

Consult factory concerning lower wattage labeling for energy requirements.

Glass:



For ordering information, see next page

All dimensions provided are nominal.
Allowance must be made for dimensional tolerance in handcrafted glasses.

REV 7/10

ORDERING:

Cord Fixture	Decor	Lamping	Metal Finish
1JC 1 Lt. Dome	489707 Opal Matte	() 100W A19 Incand.	BR Bronze
1JT 1 Lt. Flat	489707A Opal-Cage A	H1 1x 26W TBX	SN Satin Nickel
3JB 3 Lt. Linear	489707B Opal-Cage B	X* 27W GU-24 max	
3JC 3 Lt. Round	489718 Amber Cloud	<i>H1 avail. on 1JC/1TC only</i>	
3JV 3 Lt. Bar	489719 Carrera	<i>*Lamp QTY</i>	
3JW 3 Lt. Lrg. Rnd.	489741 Garnet		
6JC 6 Lt. Round	489780 Amber Matte		
	489780A Amber-Cage A		
	489780B Amber-Cage B		
Stem Fixture			
1TC 1 Lt. CFL Dome	489786 Blue Cloud		
1TT 1 Lt. Flat	4897CE Ceylon		
	4897HB Habanero		
	4897HN Honey		
	4897MA Magma		
	4897VM Vanilla Matte		
	4897VMA Vanilla-Cage A		
	4897VMB Vanilla-Cage B		

CORD SLEEVES:

If concealing the cord is desired, order our 0.25" dia. metal sleeves. Each sleeve is 18" long and may be field cut.

T118-SN Satin Nickel
T118-BR Bronze

ADDITIONAL STEM SECTIONS:

Additional connecting stems are available to increase overall length, up to a maximum 10'.

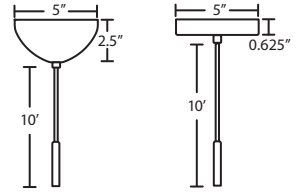
T203-SN or **T203-BR** 3" Section
T206-SN or **T206-BR** 6" Section
T212-SN or **T212-BR** 12" Section
T218-SN or **T218-BR** 18" Section

Project Information:

PENDANT OPTIONS:

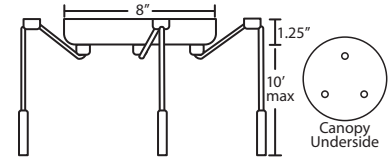
1 Light Canopy

- Dome style (allows install without cutting cord), or Flat style



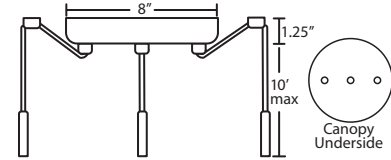
3 Light Round Canopy

- 3x stemhooks included



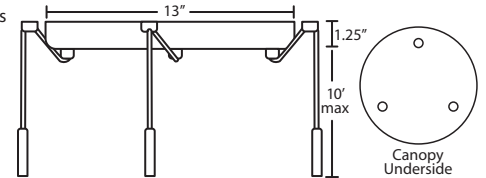
3 Light Linear Canopy

- 2x stemhooks included



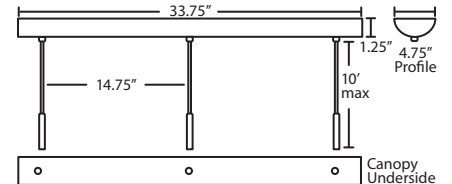
3 Light Large Round Canopy

- 3x stemhooks included



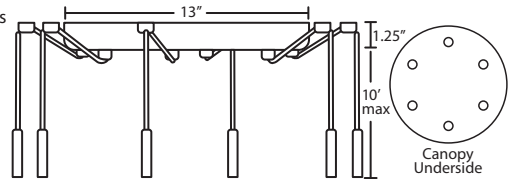
3 Light Bar Canopy

- Some offset installation possible



6 Light Round Canopy

- 6x stemhooks included



Stem Pendant

- Flat style for incandescent, Dome style for CFL
- Swivel at canopy, suitable for sloped ceilings
- Includes 4 connectable sections (1x 3", 1x 6", 1x 12", 1x 18") plus telescoping piece for up to 3" adjustment

