

SPECIFICATIONS:

DESCRIPTION

Wall-mounted stainless steel sconce features handcrafted glass. ADA-compliant.

MOUNTING

Installs directly to a 4" octagonal outlet box, centered on fixture. 75°C supply wire required for incandescent lamping.

LAMPING

Standard is 60W E12 120V incandescent, with optional compact fluorescent configurations.

CONSTRUCTION

Stainless steel housing and faceplate, available with a brushed finish (clear powder coat) or bronze powder coat. Faceplate is secured by 4 stainless steel screws.

DIFFUSER

Glass diffuser is Satin White.

LABELS

UL listed. Suitable for Wet Locations.



106-842107-SS

ORDERING:

1 0 4 - 8 4 2 0 0 7 [Color Swatches] - [Color Swatches]

Fixture/Decor Style	(Lamping Option)	Metal Finish
104-842007	Satin White	(blank) Incandescent
		A1 1x 9W Quad Mag 120V
		B1 1x 13W Quad Mag 120V
		C1 1x 13W Twin Mag 120V
		D1 1x 13W Quad 120V
		E1 1x 18W Quad 120V
		M1 1x 13W Quad 277V
		N1 1x 18W Quad 277V
		BR Bronze
		SS St. Steel

1 0 6 - 8 4 2 1 0 7 [Color Swatches] - [Color Swatches]

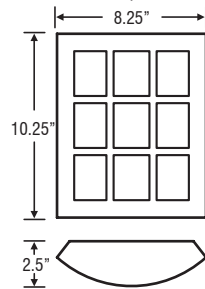
Fixture/Decor Style	(Lamping Option)	Metal Finish
106-842107	Satin White	(blank) Incandescent
		A2 2x 9W Quad Mag 120V
		B2 2x 13W Quad Mag 120V
		D2 2x 13W Quad 120V
		E2 2x 18W Quad 120V
		H1 1x 26W Quad 120V
		M2 2x 13W Quad 277V
		N2 2x 18W Quad 277V
		Q1 1x 26W Quad 277V
		BR Bronze
		SS St. Steel

1 0 8 - 8 4 2 2 0 7 [Color Swatches] - [Color Swatches]

Fixture/Decor Style	(Lamping Option)	Metal Finish
106-842207	Satin White	(blank) Incandescent
		A3 3x 9W Quad Mag 120V
		B3 3x 13W Quad Mag 120V
		C3 3x 13W Twin Mag 120V
		D2 2x 13W Quad 120V
		E2 2x 18W Quad 120V
		H2 2x 26W Quad 120V
		M2 2x 13W Quad 277V
		N2 2x 18W Quad 277V
		Q2 2x 26W Quad 277V
		BR Bronze
		SS St. Steel

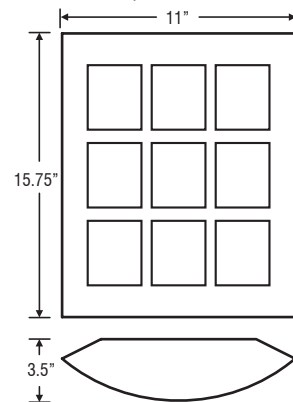
104:

1x 60W E12 Lamp



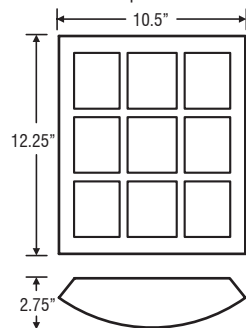
108:

2x 60W E12 Lamps



106:

1x 60W E12 Lamps



METAL FINISHES:



Project Information:

Glass dimensions provided are nominal. Allowance must be made for dimensional tolerance in handcrafted glasses.

REVISED 10/08