



**SPECIFICATIONS:**

**DESCRIPTION**

Cord-hung, cable-hung or stem-mount pendant with handcrafted glass diffuser.

**LAMPING**

**Standard:** 100W A19 120V incandescent, suitable for dimming, not included.  
**CFL:** 18W 4-Pin CFL with non-dimming electronic ballast. 120V, lamp not included.  
**GU24 CFL:** Self-ballasted GU24 lampholders. 18W max, 120V, lamp not included.  
**LED:** 10W GU24 LED Lamp 120V, dimmable, included.

**DIFFUSER**

Shade shall be handcrafted glass of various decors.

**Page 10:** 10.25" Dia. x 6.875" H

**Page 12:** 11.75" Dia. x 7.5" H

**Opening sizes:** 42mm top.

**SUSPENSION**

**Cord-hung:** 10' SVT-type cord, complete with 5" decorative sleeve at the socketholder. Jacket coordinates with metal finish. Available on 1, 3 or 6 light canopies, shown on next page. Plated stamped steel construction. Bronze or Satin Nickel.

**Cable-hung:** 1x 10' aircraft-quality stainless steel cable support with 10' AWM-type cord. Jacket coordinates with metal finish. 5" Dia. dome canopy is plated stamped steel. Bronze or Satin Nickel.

**Stem-mount:** 4 connectable stem sections (3", 6", 12" and 18" lengths), 10' max. 5" Dia. canopy (with swivel) and stem sections are plated steel. Bronze or Satin Nickel.

**MOUNTING**

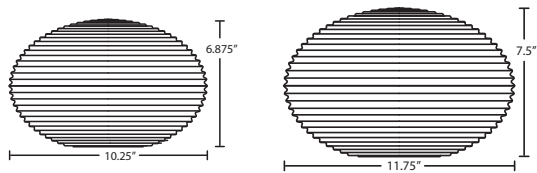
Installs directly to a 4" octagonal ceiling box. Suitable for sloped ceilings.

**LABELS**

UL or ETL Listed. Suitable for Damp Locations (interior use only). Consult factory concerning lower wattage labeling for energy requirements.



P A P E 1 2 S H O W N I N G L I T T E R ( 4 9 1 3 G L ) & G O L D G L I T T E R ( 4 9 1 3 G D )



OPAL MATTE



**For ordering information, see next page**

All dimensions provided are nominal. Allowance must be made for dimensional tolerance in handcrafted glasses.

**REV 10/14**



### ORDERING:

CONNECTION	GLASS OPTIONS	LAMP OPTIONS	METAL FINISH	OPTIONS
Cord Fixture	<b>491207</b> 10" Opal Ribbed	(blank) 100W A19 Incan	<b>BR</b> Bronze	<b>L</b> 15' cord
<b>1JC</b> 1 Lt. Dome	<b>4912GL</b> 10" Glitter	<b>F1</b> 18W TBX 120V	<b>SN</b> Satin Nickel	<b>LW</b> Low wattage labeling
<b>1JT</b> 1 Lt. Flat	<b>4912GD</b> 10" Gold Glitter	<b>O1</b> 18W TBX 277V		
	<b>491307</b> 12" Opal Ribbed	<b>GU24</b> 18W GU24 120V		
Cable Fixture	<b>4913GL</b> 12" Glitter	<b>LED</b> 10W LED 120V, dimmable		
<b>1KX</b> 1 Lt. Dome	<b>4913GD</b> 12" Gold Glitter			

Stem Fixture

**1TT** 1 Lt. Flat

**Ex. 1JC-491307-SN**  
 Paper 12 Pendant w/ 12" Opal Ribbed Glass,  
 Satin Nickel Finish

### LED 120V PENDANTS:

- Internal driver integrated in the lamp, GU24 base
- Total power of only 10 watts
- Dimmable with a standard dimmer
- Rated life: 30,000 hours
- Frosted acrylic diffuser
- 800 lumens
- CCT: 2800° Kelvin
- CRI: 80+

### ACCESSORIES:

#### ADDITIONAL STEM SECTIONS:

Additional connecting stems are available to increase overall length, up to 10' max. Telescoping adjustable section allows up to 3" movement.

- T20A-SN** or **T20A-BR** Adj. Section
- T203-SN** or **T203-BR** 3" Section
- T206-SN** or **T206-BR** 6" Section
- T212-SN** or **T212-BR** 12" Section
- T218-SN** or **T218-BR** 18" Section

#### LONGER CORD LENGTHS:

Longer cord length of 15' available. Add an "L" to the end of the item number, i.e. 1JC-169707-SNL.

#### CORD SLEEVES:

If concealing the cord is desired, order our 0.25" dia. metal sleeves. Each sleeve is 18" long and may be field cut.

- T118-SN** Satin Nickel
- T118-BR** Bronze

#### STEMHOOKS:

Suspension hooks allow cord drops to be placed wherever desired. Suitable for sloped ceilings.

- T103BR** Bronze
- T103SN** Satin Nickel

### HOW TO ORDER A MULTILIGHT FIXTURE

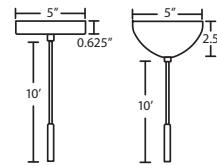
To order, simply place the 3 character multilight code (*shown to the right*) as the cord fixture option:

**Example: 3BC-493007-SN**  
 3 Light round, Copa Opal glass, Satin Nickel finish

#### Project Information:

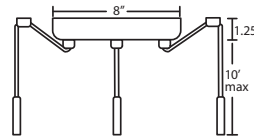
### PENDANT OPTIONS:

#### MONOPOINT PENDANT CANOPY



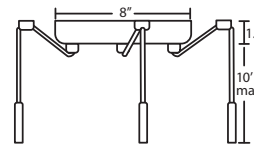
- Flat or Dome Canopy styles. Dome style allows adjustment without cutting cord.
- Suitable for sloped ceilings
- Cord: 10' SVT, 5" sleeve at socketholder (V Series utilizes SJT-type)
- Bronze or Satin Nickel

#### 3BB or 3JB 3 LIGHT LINEAR CANOPY



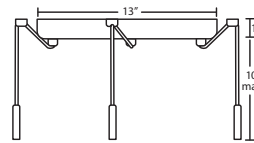
- 2x stemhooks included
- Suitable for sloped ceilings
- Cords: 10' SVT, 5" sleeve at socketholder
- Bronze or Satin Nickel

#### 3BC or 3JC 3 LIGHT ROUND CANOPY



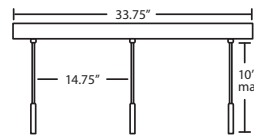
- 3x stemhooks included
- Suitable for sloped ceilings
- Cords: 10' SVT, 5" sleeve at socketholder
- Bronze or Satin Nickel

#### 3BW or 3JW 3 LIGHT LARGE ROUND CANOPY



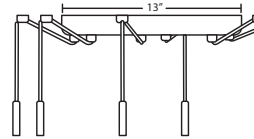
- 3x stemhooks included
- Suitable for sloped ceilings
- Cords: 10' SVT, 5" sleeve at socketholder
- Bronze or Satin Nickel

#### 3BV or 3JV 3 LIGHT BAR CANOPY



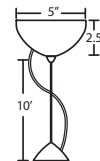
- Some offset installation possible
- Suitable for sloped ceilings
- Cords: 10' SVT, 5" sleeve at socketholder
- Bronze or Satin Nickel

#### 6BC or 6JC 6 LIGHT ROUND CANOPY



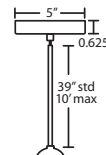
- 6x stemhooks included
- Suitable for sloped ceilings
- Cords: 10' SVT, 5" sleeve
- Bronze or Satin Nickel

#### CABLE-HUNG PENDANT



- 1x 10' aircraft-quality stainless steel cable
- Suitable for sloped ceilings
- 1x lampholder
- 4-pin CFL options available
- Cord: 10' AWM-type provided
- Bronze or Satin Nickel

#### STEM PENDANT



- Swivel at canopy, suitable for sloped ceilings
- Includes telescoping section plus 4 connectable stem sections, (1x 3', 1x 6', 1x 12', 1x 18"), 10' max
- Bronze or Satin Nickel