




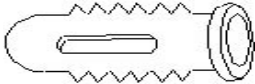

SOUTHERN ENTERPRISES INC.



RELAX...If you can follow a few easy, step-by-step directions in order .YOU CAN ASSEMBLE THIS ITEM.

STYLE NO. GA1152

IRON WORLD MAP WALL ART

PLEASE FIND HARDWARE IN RED POLYBAG WITH PART (A) BEFORE DISCARDING PACKING MATERIAL.

HARDWARE LIST			
(1) WOOD SCREWS	2PCS	(2) PLASTIC ANCHORS	2PCS
			
(3) MACHINE SCREWS	3PCS		
			

PARTS LIST			
(A) LEFT PART	1PC	(B) RIGHT PART	1PC
			

ASSEMBLY INSTRUCTION

1. SELECT A SMOOTH, SOFT SURFACE TO PREVENT SCRATCHING FINISH.
2. YOU MAY NEED A PHILLIP SCREWDRIVER.
3. ATTACHED LEFT AND RIGHT PARTS (A, B) BY USING 3 MACHINE SCREWS (3) AS FIGURE 1 SHOWN.
4. DRILL TWO 1/4" DIAMETER HOLES ON WALL, THE DISTANCE BETWEEN TWO HOLES SHOULD MATCH THE HANGING HOLES ON BACK OF THE UNIT. FIT PLASTIC ANCHORS (2) INTO THE HOLES ON WALL, USE SCREWDRIVER TO FIT WOOD SCREWS (1) INTO PLASTIC ANCHORS (2). THEN PUT THE ASSEMBLED UNIT MOUNTED ON WALL WITH HANGING HOLE TO WOOD SCREWS (1). AS FIGURE 2 SHOWN.

YOUR NEW IRON WORLD MAP WALL ART IS FINISHED AND READY TO USE.

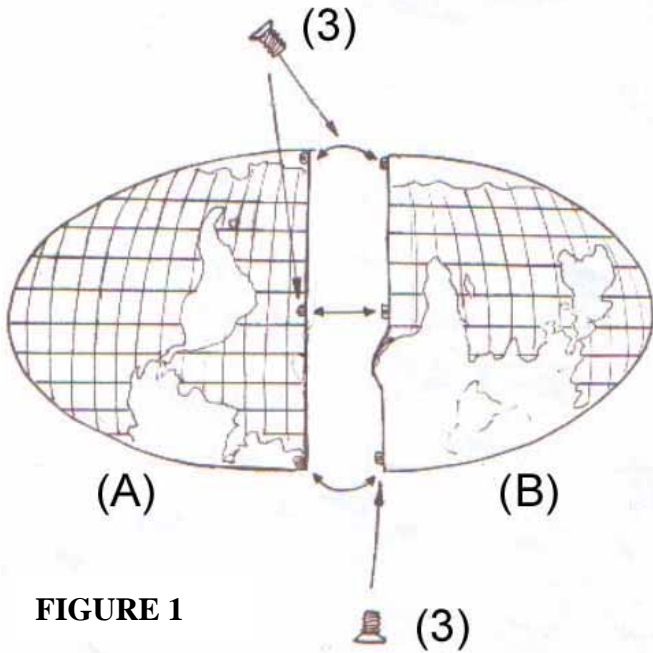


FIGURE 1

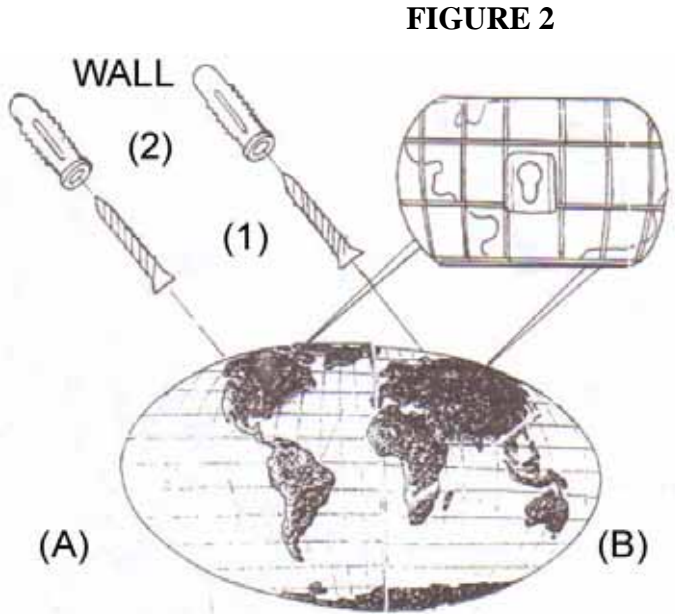


FIGURE 2

Please count, identify and compare parts and hardware list to be sure all parts are present. It may help to divide parts and label them to correspond with part list. Extra hardware may be included. If any items are missing, please contact our parts/service department at (800) 633-5096 or in Dallas (972) 869-0111/ 9am – 4pm Mon-Fri Central time. Missing or damaged hardware and/ or parts will be replaced free of charge. WE DO NOT SELL PARTS. WE DO NOT RECOMMEND MODIFYING PRODUCT(S) AND WE ARE NOT RESPONSIBLE FOR ANY DAMAGES DUE TO PRODUCT MODIFICATION(S). If this product has not been purchased from our retail affiliates (within 9 months), we are under no obligation to provide parts or replacement merchandise. Parts will not be available for items arriving fully assembled.

PARTS REPLACEMENT FORM

STYLE NO: **GA1152**

Customer Name

PARTS
LETTER

PART
DESCRIPTION

QUANTITY
NEEDED

Street, City, State, Zip

Phone#



SOUTHERN ENTERPRISES INC.
P.O. Box 59996 Dallas, Texas 75229

Please indicate where you purchased this item.
Store/website/catalog

/ /
Please indicate color/size/style number

/ /