

m o o o i[®]



Raimond

Based on pure mathematics the beauty of light has been re-defined; staring into the universe is now possible, also during cloudy nights.

Designer

Raimond Puts

Year of design

2007

Material

stainless 'spring steel'

detailing



The intricate spheres of Raimond transport the electrical current. The LED terminals then join these paths to create an atmospheric ambiance. The transparent lenses are specially detailed to spread warm white light in every direction.

Please refer to the manual and safety instructions for more information on installation

colour



Stainless steel

technical general

amount of LED's

R43: 92, power consumption 15W (22lm/W)
R61: 162, power consumption 25W (26lm/W)
R89: 252, power consumption 35W (19lm/W)
ZAFU: 162, power consumption 25W (26lm/W)
R127: 492, power consumption 46W (36lm/W)
R163: 812, power consumption 70W (36lm/W)
R199: 1212, power consumption 100W (41lm/W)

Voltage on lamp sphere < 5V DC

colour temperature (degrees Kelvin, K)

2700K (warm white, comparable to incandescent)

colour rendering index

CRI_Ra 71, colour rendering group 2

luminous flux (Lumen, lm)

R43: 329lm (40W incandescent)
R61: 644lm (60W incandescent)
R89: 790lm (75W incandescent)
ZAFU: 510lm (40-60W incandescent)
R127: 1684lm
R163: 2779lm
R199: 4148lm

ELUMDAT files are available at the Moooi website inside the product download section.

technical CE (r43/r61/r89/zafu)

CE

Dimmable, refer to dimmer list below for compatible dimmers
 Input voltage of 220-230V ~50Hz AC
 Cable length 4M (transparent) can be shortened down to 30cm.



Stainless steel canopy with included power supply

Non dimmable (UN version) suitable for input voltages of 110V - 240V also available.

recommended dimmers

Dimmers below (make & type) have proven to show a fluent dimming behaviour with CE version:

GIRA 226200 (replaces 030600) R,L

JUNG 225TDE TRONIC (R,C)

JUNG 244HEX20-500 R,L

INSTA 51180 R,L

PEHA 435 HAN R,L

PEHA 433 HAB TRONIC (R,C)

Cooper control iLight system source controllers: SCIO410, SCIO805, SCII205, SCII210, SCII220

UNOTECH, type LD-100P

Or similar specifications. Lowest dimming position will be approx. 20% -25% depending on dimmer/ lamp combinations.

Please note when using other dimmers (other types and/or manufacturers) than recommended the dimming curve may not be as fluent, in certain positions flickering or other inconsistencies could occur.

technical cULus (r43/r61/r89/zafu)



Dimmable, refer to dimmer list below for compatible dimmers
Suitable for input voltage of 110V - 127V.
Cable length 4M | 13.1ft
(transparent) can be shortened down to 30cm | 11.8".



White steel canopy with included power supply

For the US and Canadian market only.

recommended dimmers

Dimmers below (make & type) have proven to show a fluent dimming behaviour with cULus version:

Lutron CT-603PGH-WH
Lutron DIVA DV-603PG
Lutron DV-600P
Lutron CTCL-153 PD

Or similar specifications. Lowest dimming position will be approx. 20% -25% depending on dimmer/ lamp combinations.

Please note when using other dimmers (other types and/or manufacturers) than recommended the dimming curve may not be as fluent, in certain positions flickering or other inconsistencies could occur.

technical ce (R127/R163/R199)

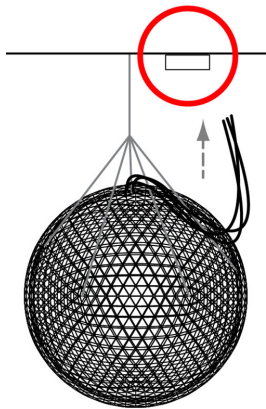


Input voltage of 110- 240V ~50Hz/ 60Hz AC
voltage on lamp sphere < 5V DC

Cable length 10M | 32,8ft (transparent) can be shortened down to +/- 0,8M | 2.6ft. Please refer to line drawings below for exact cable lengths.

ELUMDAT files are available at the Moooi website inside the product download section.

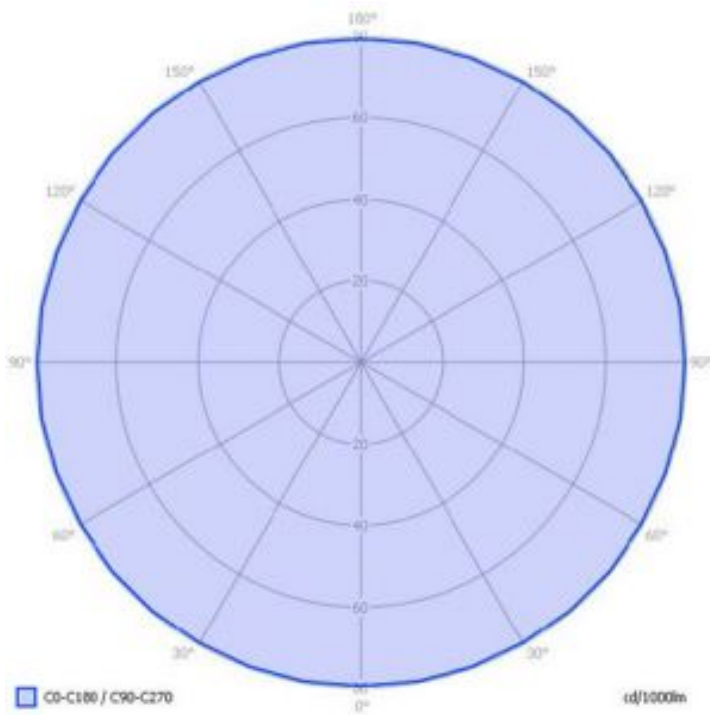
Dimmable version available, only dimmable with the included remote control.



Power supply included in driverbox. No canopy included, for more information on installation refer to the manual.

radiation diagram

This diagram shows the luminous intensity of the luminary, it emits light in all directions equally. ELUMDAT files for all versions available at the Moooi download area.





packaging

R43

H 58 cm | 22.8"
W 52 cm | 20.5"
D 52 cm | 20.5"

Colli 1/1

Product weight:
1,5 KG | 3.3 lb
With packaging:
4 KG | 8.8 lb

R61

H 72 cm | 28.3"
W 72 cm | 28.3"
D 72 cm | 28.3"

Colli 1/1

Product weight:
2,0 KG | 4.4 lb
With packaging:
7 KG | 15.4 lb

R89

H 103 cm | 40.5"
W 103 cm | 40.5"
D 103 cm | 40.5"

Colli 1/1

Product weight:
2,5 KG | 5.5 lb
With packaging:
12 KG | 26.5 lb

ZAFU

H 39 cm | 15.4"
W 83 cm | 32.7"
D 83 cm | 32.7"

Colli 1/1

Product weight:
3,5 KG | 7.7 lb
With packaging:
5 KG | 11 lb

R127

H 150 cm | 63.4"
W 150 cm | 61.4"
D 150 cm | 61.4"

Colli 1/1

Product weight:
4,5 KG | 10 lb
With packaging:
80,5 KG | 177.5 lb

R163

H 197 cm | 77.6"
W 192 cm | 75.6"
D 192 cm | 75.6"

Colli 1/1

Product weight:
7,5 KG | 16.5 lb
With packaging:
117,5 KG | 259 lb

R199

H 234 cm | 92.1"
W 229 cm | 90.2"
D 229 cm | 90.2"

Colli 1/1

Product weight:
12,5 KG | 27.5 lb
With packaging:
120 KG | 264.5 lb

cleaning instructions

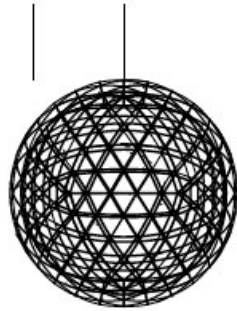
Can be effectively cleaned using a regular household dust cloth or feather duster. Lightly dust inbetween each component when the lamps are not in use. Moooi recommends always reading the label of any cleaning products you wish to use on or near any item from the Moooi collection. For further information on how to clean this product please contact your nearest Moooi agent or dealer which can be located through our website.

stainless steel

Stainless steel gets the "stainless" portion of its name from its chromium oxide coating that resists staining, pitting and rusting. But although it holds up better than other metals, stainless steel is not impervious to rust. Time and certain environmental conditions like salt air will slowly erode stainless steel's protective coating. When the chloride in the aerosolized salt in salt air lands on the surface of the stainless steel, it breaks down the chromium oxide.

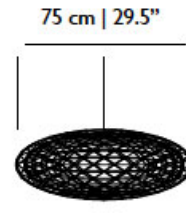
dimensions (R43 / R61 / R89 / ZAFU)

30 cm - 400cm
11.8" - 157.5"




89 cm | 35"

30 cm - 400cm
11.8" - 157.5"



75 cm | 29.5"

30 cm | 12"



61 cm | 24"

30 cm - 400cm
11.8" - 157.5"




43 cm | 16.9"

30 cm - 400cm
11.8" - 157.5"



cULus canopy

11 cm | 4.3"



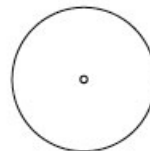
13cm | 5.1"

CE/UN canopy

8 cm | 3.2"



16 cm | 6.3"



dimensions (RI27/RI63/RI99)

