



Raimond, Ellipsoid & Zafu

Raimond is sparkling with sizes up to 2 meter diameter containing hundreds of LED lights. Staring into the universe is now possible also during cloudy nights.

<i>Designer</i>	Raimond Puts. realisation: OX-ID	
<i>Year of design</i>	2006	
<i>Material</i>	Stainless 'spring steel'	
<i>Additional</i>	Light source & electronics included. Other sizes are available on commission!	
<i>Product Codes</i>	Moooi lighting, Raimond, diameter43	MOLLEDR43--
	Moooi lighting, Raimond, diameter61	MOLLEDR61--
	Moooi lighting, Raimond, diameter89	MOLLEDR89--

Detailing



The intricate spheres of Raimond transport the electrical current. The LED terminals then join these paths to create an atmospheric ambience.

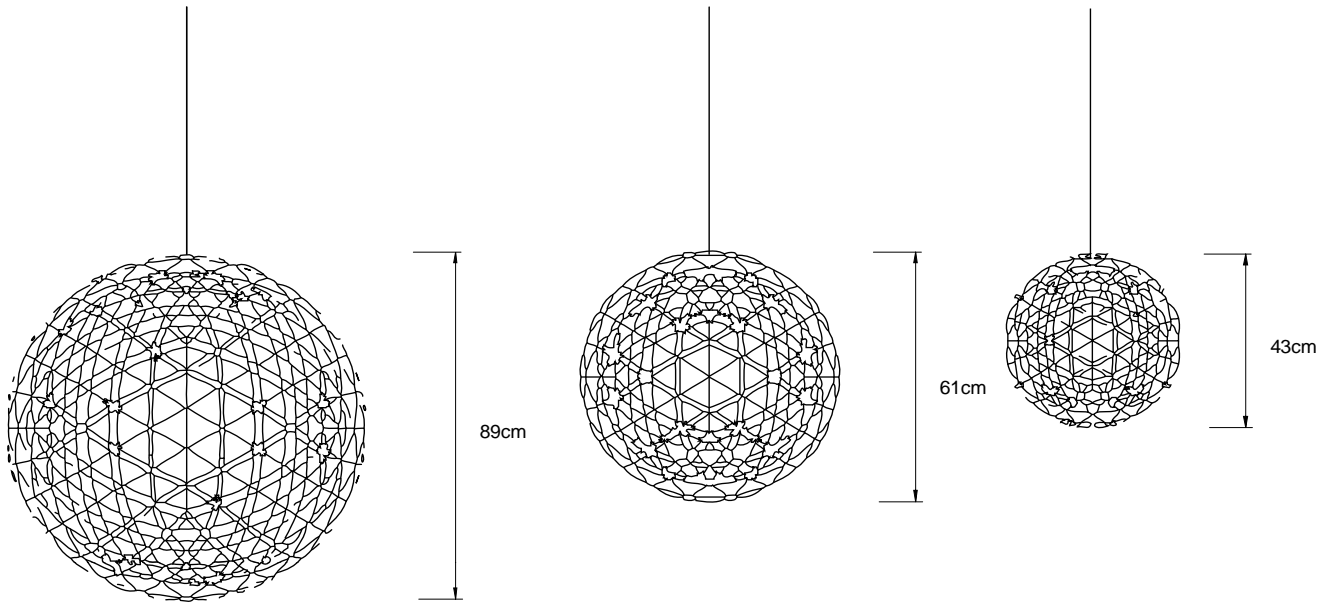
Transparent cord and lenses

Colour





Polished
Stainless steel


Main dimensions - Raimond




Technical



Raimond R89
 252 LEDS
 Standard cable length
 10m Optional
 89 (Ø)
4M
KG ** -Net (product weight)



Raimond R61
 162 LEDS
 Standard cable length
 10m Optional
 61 (Ø)
4M
KG ** -Net (product weight)


Raimond R43
 92 LEDS
 Standard cable length
 10m Optional
 43 (Ø)
4M
KG ** -Net (product weight)

Packaging


 H-95cm
 W-95cm
 D-95cm
 1-Colli
KG ** -Gross (with packaging)

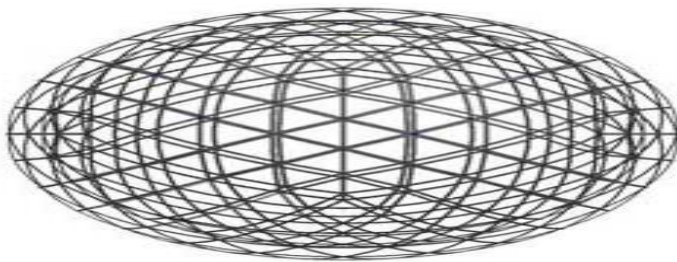
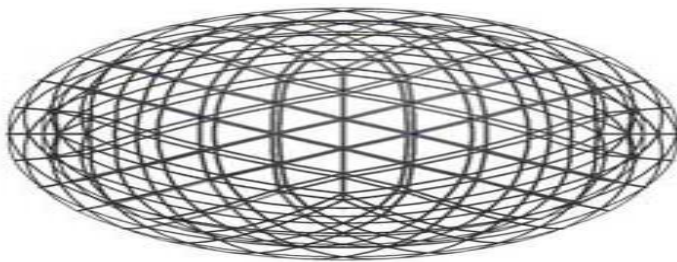


 H-65cm
 W-65cm
 D-65cm
 1-Colli
KG ** -Gross (with packaging)


 H-47cm
 W-47cm
 D-47cm
 1-Colli
KG ** -Gross (with packaging)


m o o o i[®]

Main dimensions - Elipsoia

180cm



70cm



Technical



Ellipsoid 180

492 LEDS

Standard cable length



10m Optional

180x70 (L x Ø)



** -Net (product weight)

Packaging



H-190cm

W-80cm

D-80cm

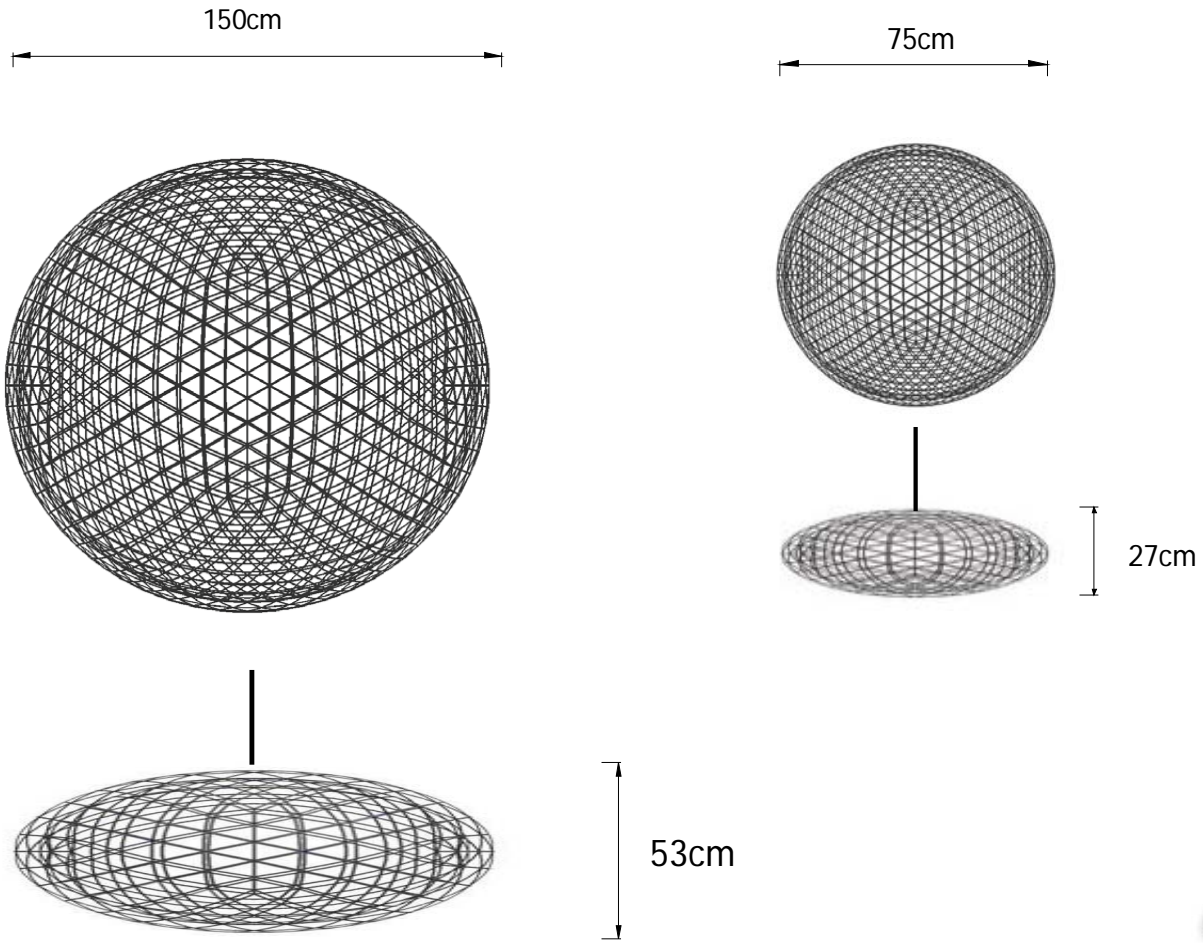
1-Colli



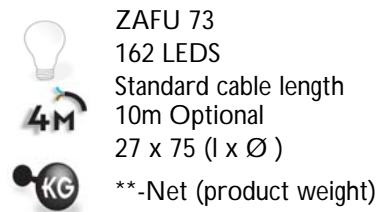
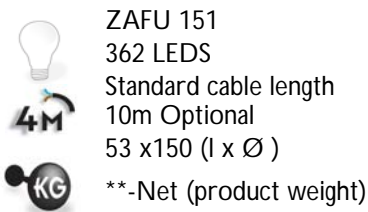
** -Gross (with packaging)

m o o o i[®]

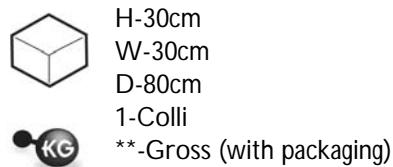
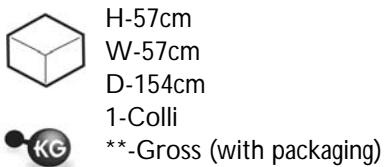
Main dimensions - Zafu



Technical



Packaging



Product code

Moooi lighting, ZAFU 151
Moooi lighting, ZAFU 73

MOLLED10136
MOLLED10116

Photography



Photography by Maarten van Houten

Cleaning Instructions

To clean Raimond Moooi recommends using a feather duster first to remove any dust particles. If a stain persists Moooi recommends using a soft damp cloth to gently rub the stained area. Moooi strongly recommends making sure the lamp is not connected to the main power supply whilst cleaning is in progress. Moooi recommends always reading the label of any cleaning product you wish to use on or near any item from the Moooi collection. For further information on how to clean this product please contact your nearest Moooi agent or dealer which can be located via our website.
