

Model #: S6005

PO #:

Serial #:

3-in-1 Convertible Crib (S6005)




THIS PRODUCT IS NOT INTENDED FOR INSTITUTIONAL OR COMMERCIAL USE.

If you have any questions or missing parts, contact us. DO NOT return product parts to the store from where it was purchased before contacting AFG Customer Service.

AFG Customer Service:

E-mail: service@afgbabyfurniture.com

Tel: (323) 722-6268

 **WARNING:** Failure to follow these warnings and the assembly instructions could result in serious injury or death. Read all instructions BEFORE assembly and USE of product. KEEP INSTRUCTIONS FOR FUTURE USE.


- First remove hardware from box and sort by size. Check to see that all hardware and wooden pieces are present before assembling.
- Follow instructions listed below in the proper sequence as numbered to assure fast, easy and correct assembly.
- DO NOT use this crib if the enclosed or attached instructions cannot be strictly adhered to.

 **WARNING:**

- DO NOT attempt to repair or modify parts with cracks or defects. Please contact us for immediate replacement.
- This product is for home use and is not intended for use in schools, day care centers or other commercial establishments.
- Must be assembled by a capable adult.
- **CHOKING HAZARDS:** DO NOT put small / loose components on top of the unit where baby could reach.

Crib Warning

 **CAUTION:** Any mattress used in this crib should be at least 27-1/4 by 51-5/8 in. with a thickness not exceeding 6 in.

 **WARNING:** Infants can suffocate on soft bedding. Never add a pillow or comforter. Never place additional padding under an infant.

- This crib conforms to applicable regulations promulgated by the Consumer Products Safety Commission.
- Never use plastic shipping bags or other plastic film as mattress covers.
- Infants can suffocate in gaps between crib sides and a mattress that is too small.
- To reduce the risk of SIDS, pediatricians recommend healthy infants be placed on their backs to sleep, unless, otherwise advised by your physician.
- DO NOT use a water mattress with this crib.
- Do not remove any wood screws in the normal disassembly of the crib.
- Replace teething rail if damaged, cracked or loose.
- If refinishing, use a non-toxic finish specified for children's products.
- Follow warnings on all products in a crib.

Strangulation Hazard

- Strings can cause strangulation! Do not place items with a string around a child's neck, such as hood strings or pacifier cord. Do not suspend strings over a crib or attach strings to toys.
- To help prevent strangulation, tighten all fasteners. A child can trap parts of the body or clothing on loose fasteners.
- DO NOT place crib near windows where cords from blinds or drapes may strangle a child.

Fall Hazard

- When child is able to pull to a standing position, set mattress to lowest position and remove bumper pads, large toys and other objects that could serve as steps for climbing out.
- Stop using crib when child begins to climb out or reaches the height of 35 in. (89 cm).
- Check this product for damaged hardware, loose joints, loose bolts or other fasteners, missing parts, or sharp edges before and after assembly and frequently during use. Securely tighten loose bolts and other fasteners. **DO NOT** use crib if any parts are missing, damaged or broken. Contact (AFG International Products Inc) for replacement parts and instructional literature if needed. **DO NOT** substitute parts.

Storage: The crib must be kept in a dry and clean area. Solid wood tends to exchange moisture with the surrounding air and reacts to major changes in temperature and humidity. The ideal environment for the crib is at a temperature between 65 and 75 degrees and a relative humidity between 35 and 40 percent. If the room is too humid, the crib will absorb moisture and expand; in verse, the crib will lose moisture and shrink in a dry environment. It is best to place your furniture away from heating or air-conditioning vents. Also, direct exposure to sunlight can discolor the wood, so do not place your product where it will receive prolonged sunlight exposure.

Care and Cleaning: Do not scratch or chip the finish. Do not use abrasive chemicals for cleaning. Clean with mild soap on a soft rag. Rinse and dry thoroughly. If you choose to refinish this furniture, be sure to use only a non-toxic finish specified for childrens products.

Toddler Bed Warnings

WARNING

INFANTS HAVE DIED IN TODDLER BEDS FROM ENTRAPMENT.

Openings in and between bed parts can entrap head and neck of a small child.
NEVER use bed with children younger than 15 months.
ALWAYS follow assembly instructions.

WARNING

STRANGULATION HAZARD

NEVER place bed near windows where cords from blinds or drapes may strangle a child.
NEVER suspend strings over bed.
NEVER place items with a string, cord, or ribbon, such as hood strings or pacifier cords, around a child's neck. These items may catch on bed parts.

CAUTION:

ENTRAPMENT HAZARD

To avoid dangerous gaps, any mattress used in the bed shall be a full-size crib mattress at least 51-5/8 in. (1310 mm) in length, 27-1/4 in. (690 mm) in width, and 4 in. (100mm) in thickness (Max. 6 in (150mm)).


- The maximum weight shall not be greater than 50 lbs (22.7kg).
- Do not use with less than 12 inches of space between toddler bed and solid objects such as a wall or dresser. Child could slide into smaller spaces and suffocate.
- **DO NOT** use a water mattress.
- **DO NOT** use casters on toddler bed.
- Guardrails if provided must be used to avoid the formation of a gap between the mattress and the bed that could cause an entrapment. If mattress retention clips are provided they must be used to restrict mattress movement.

S6005 Parts and Hardware Identification Sheet

DO NOT assemble crib if parts or hardware are defective or missing.
Contact AFG for exchange or keep the original box for return authorization.

~ Crib Assembly Parts ~

A. Headboard / Footboard
(2 pcs)



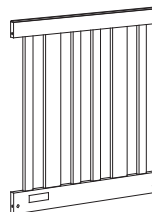
B. Rear Left Leg (1 pc)



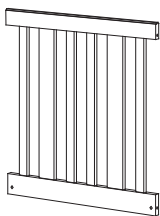
C. Rear Right Leg (1 pc)



D. Left Side Panel (1 pc)



E. Right Side Panel (1 pc)



F. Front Left Leg (1 pc)



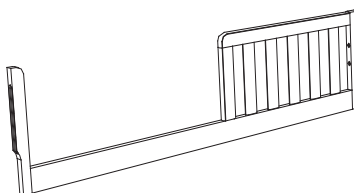
G. Front Right Leg (1 pc)



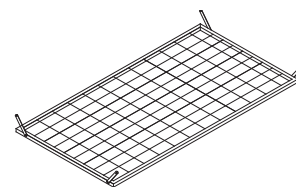
H. Top Rail (2 pcs)



I. Guardrail (1 pc)



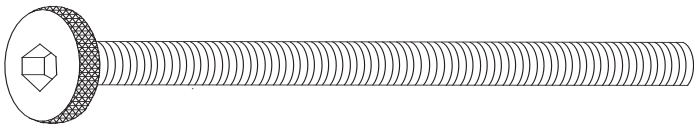

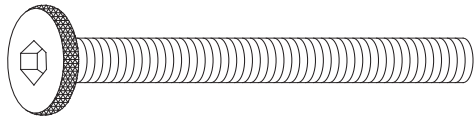
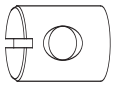
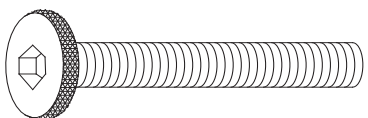
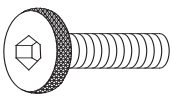

J. Mattress Support (1 pc)



S6005 Parts and Hardware Identification Sheet

DO NOT assemble crib if parts or hardware are defective or missing.
Contact AFG for exchange or keep the original box for return authorization.

~ Crib Assembly Hardware ~

Item #	Fittings	Qty
1. Bolt 1/4" x 3-1/2"		(8 pcs)
2. Dowel 8mm x 30mm		(12 pcs)
3. Bolt 1/4" x 2-3/8"		(12 pcs)
4. Barrel Nut		(8 pcs)
5. Bolt 1/4" x 1-3/4"		(4 pcs)
6. Bolt 1/4" x 3/4"		(4 pcs)
7. Hex Wrench		(1 pc)

FLATHEAD SCREWDRIVER

(NOT INCLUDED)