

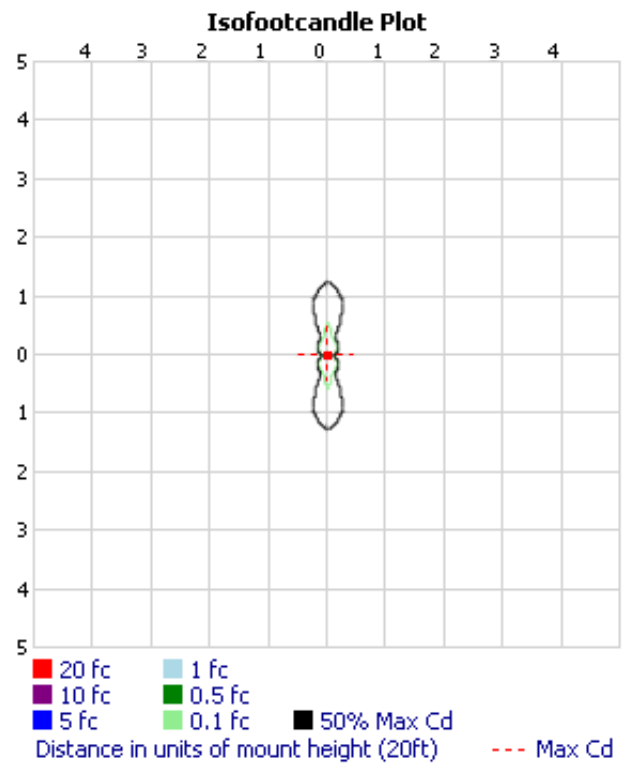
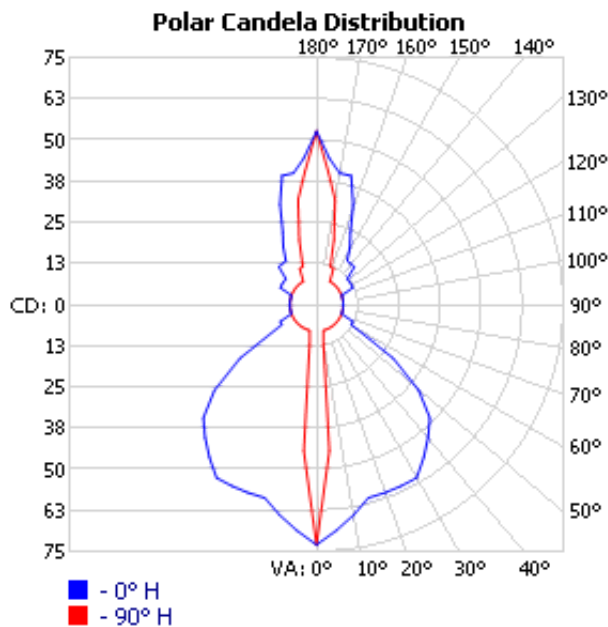
OUTDOOR PHOTOMETRIC REPORT

CATALOG: 6020



MANUFACTURER: MILAN
 TEST #: 6019
 TEST DATE: 1.1.1998 /
 CATALOG: 6020
 DESCRIPTION: DAU HAL 1X60W. REF. 6019
 LAMP CAT #: H66675
 LAMP OUTPUT: 1 LAMP, RATED LUMENS/LAMP: 1100
 INPUT WATTAGE: 75
 LUMINOUS OPENING: RECTANGLE W/LUMINOUS SIDES (L: 3.94", W: 1.89", H: 0.04")
 MAX CD: 72.9 AT HORIZONTAL: 0°, VERTICAL: 0°
 CUTOFF CLASS: SEMICUTOFF
 ROADWAY CLASS: VERY SHORT, TYPE II
 EFFICIENCY: 14.8%

No
 Photo
 Available



VISUAL PHOTOMETRIC TOOL 1.2.47 COPYRIGHT 2015, ACUITY BRANDS LIGHTING.
 THIS PHOTOMETRIC REPORT HAS BEEN GENERATED USING METHODS RECOMMENDED BY THE IESNA. CALCULATIONS ARE BASED ON PHOTOMETRIC DATA PROVIDED BY THE MANUFACTURER, AND THE ACCURACY OF THIS PHOTOMETRIC REPORT IS DEPENDENT ON THE ACCURACY OF THE DATA PROVIDED. END-USER ENVIRONMENT AND APPLICATION (INCLUDING, BUT NOT LIMITED TO, VOLTAGE VARIATION AND DIRT ACCUMULATION) CAN CAUSE ACTUAL PHOTOMETRIC PERFORMANCE TO DIFFER FROM THE PERFORMANCE CALCULATED USING THE DATA PROVIDED BY THE MANUFACTURER. THIS REPORT IS PROVIDED WITHOUT WARRANTY AS TO ACCURACY, COMPLETENESS, RELIABILITY OR OTHERWISE. IN NO EVENT WILL ACUITY BRANDS LIGHTING BE RESPONSIBLE FOR ANY LOSS RESULTING FROM ANY USE OF THIS REPORT.

ZONAL LUMEN SUMMARY

ZONE	LUMENS	% LAMP	% LUMINAIRE
0-30	24.5	2.2%	15.1%
0-40	37.2	3.4%	22.9%
0-60	62.6	5.7%	38.5%
60-90	26.2	2.4%	16.1%
70-100	26.3	2.4%	16.1%
90-120	26.7	2.4%	16.4%
0-90	88.8	8.1%	54.6%
90-180	74.0	6.7%	45.4%
0-180	162.8	14.8%	100%

LUMENS PER ZONE

ZONE	LUMENS	% TOTAL	ZONE	LUMENS	% TOTAL
0-10	5.4	3.3%	90-100	8.8	5.4%
10-20	9.3	5.7%	100-110	8.6	5.3%
20-30	9.8	6.0%	110-120	9.3	5.7%
30-40	12.7	7.8%	120-130	10.0	6.1%
40-50	13.9	8.5%	130-140	9.2	5.7%
50-60	11.5	7.1%	140-150	7.8	4.8%
60-70	8.8	5.4%	150-160	8.0	4.9%
70-80	8.6	5.3%	160-170	8.5	5.2%
80-90	8.8	5.4%	170-180	3.8	2.3%

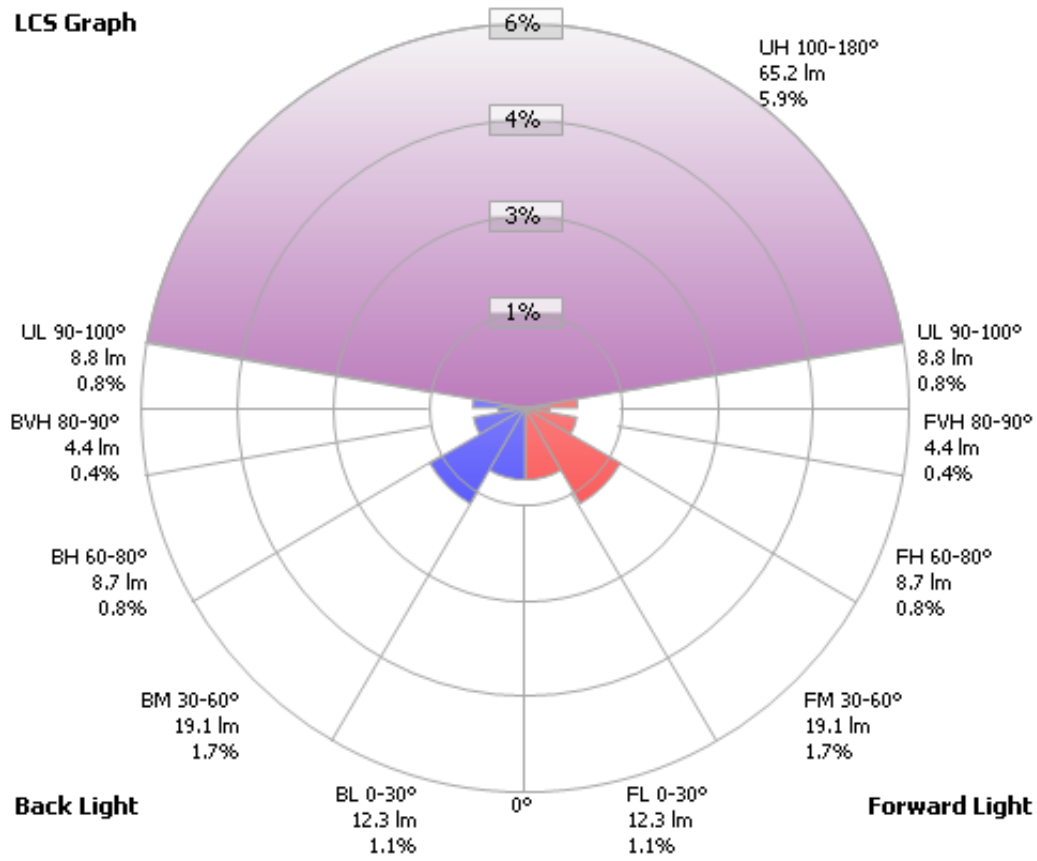
ROADWAY SUMMARY

CUTOFF CLASSIFICATION:	SEMICUTOFF	
DISTRIBUTION:	TYPE II, VERY SHORT	
MAX CD, 90 DEG VERT:	8.1	
MAX CD, 80 TO <90 DEG:	8.1	
	LUMENS	% LAMP
DOWNWARD STREET SIDE:	44.5	4%
DOWNWARD HOUSE SIDE:	44.5	4%
DOWNWARD TOTAL:	89.0	8.1%
UPWARD STREET SIDE:	37.0	3.4%
UPWARD HOUSE SIDE:	37.0	3.4%
UPWARD TOTAL:	74.1	6.7%
TOTAL LUMENS:	163.0	14.8%

LCS TABLE

BUG RATING	B0 - U3 - G0	
FORWARD LIGHT	LUMENS	LUMENS %
LOW(0-30):	12.3	1.1%
MEDIUM(30-60):	19.1	1.7%
HIGH(60-80):	8.7	0.8%
VERY HIGH(80-90):	4.4	0.4%
BACK LIGHT		
LOW(0-30):	12.3	1.1%
MEDIUM(30-60):	19.1	1.7%
HIGH(60-80):	8.7	0.8%
VERY HIGH(80-90):	4.4	0.4%
UPLIGHT		
LOW(90-100):	8.8	0.8%
HIGH(100-180):	65.2	5.9%
TRAPPED LIGHT:	937.0	85.2%

LCS Graph



Scale = Max LCS %

Trapped Light: 937lm, 85.2%

CANDELA TABLE - TYPE C

	0	45	90
0	73	73	73
5	69	65	45
10	65	61	12
15	61	32	8
20	61	8	8
25	61	8	8
30	61	8	8
35	57	8	8
40	53	8	8
45	49	8	8
50	41	8	8
55	28	8	8
60	12	8	8
65	12	8	8
70	8	8	8
75	8	8	8
80	8	8	8
85	8	8	8
90	8	8	8
95	8	8	8
100	8	8	8
105	8	8	8
110	8	8	8
115	12	8	8
120	12	12	8
125	12	12	8
130	12	12	8
135	16	12	8
140	16	12	8
145	16	12	8
150	20	12	8
155	24	16	12
160	32	24	12
165	41	32	20
170	41	36	32
175	45	41	41
180	53	53	53