


JSG Oceana Undermount Sinks




Shown: Champagne Gold (007-007-100)

- Drain Hole: 1 3/4"
- Flange on the drain can be no larger than 2.11 inches
- Rim: Flat
- Model: 007-007-xxx
- Available in 16 lustrous colorations


Crystal
(007-007-000)



Crystal Reflections
(007-007-300)



Champagne Gold
(007-007-100)



Sea Green
(007-007-200)



Black Nickel
(007-007-022)



Gold Reflections
(007-007-101)




Green Reflections
(007-007-201)



Pewter
(007-007-021)



Slate Blue Reflections
(007-007-344)



White Smoke
(007-007-011)



Steel Gray
(007-007-244)



Pearl
(007-007-330)



Blue Reflections
(007-007-140)



Copper
(007-007-010)



Platinum



24K Gold
(007-007-400)



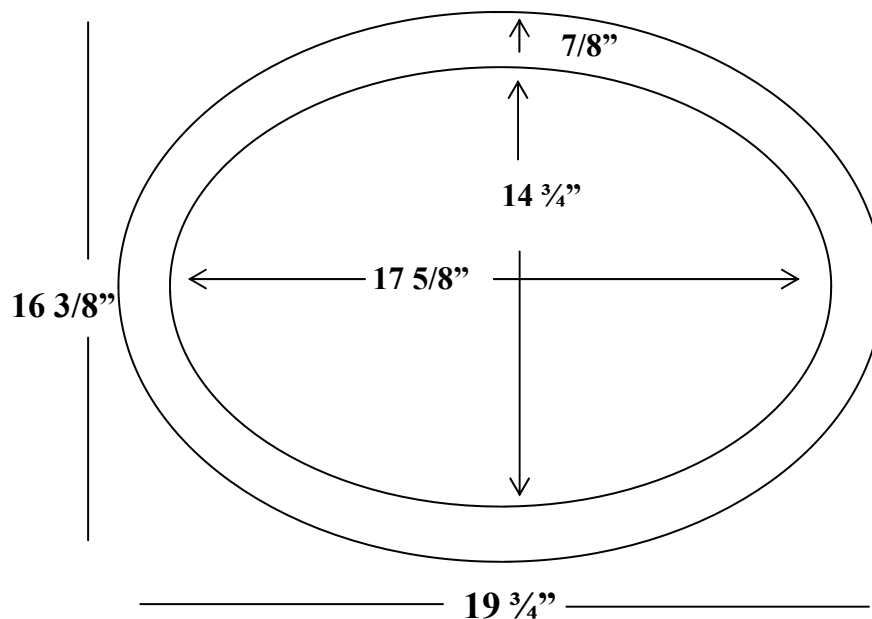
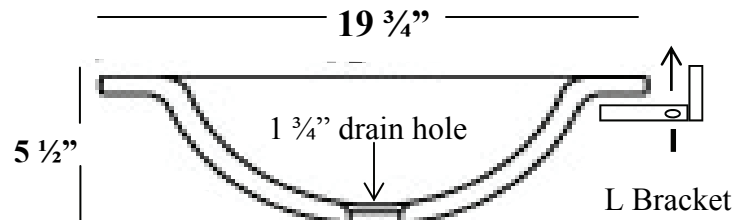
JSG Oceana Lustrous colorations are an art form. No two sinks are exactly alike.

215 North 4th Street, Jeannette, PA 15644 ph:724.523.5567 fax:724.523.0123 www.jsgoceana.com

JSG Oceana Undermount Sinks

Undermount Sinks

- Weight: approx. 20 lbs
- Overflow: Special Order only
- Can be installed as a drop-in
- Hardware not included



Undermount Installation:

1. Apply a clear epoxy/caulking to the top rim of the undermount and then hold it in place under the countertop.
2. Screw L brackets into countertop from underneath.

Template included with sink:

Templates are supplied only as a guideline. The physical use of the sink will assure an accurate cut-out.

