

Features

- 36-inch minimum base cabinet width.
- KOHLER cast iron.
- Acid-resistant enamel finish.
- Large and medium size double bowl.
- Under-mount.
- Three faucet holes with one accessory hole to the left.
- 33" (838 mm) x 22" (559 mm)

Recommended Accessories

K-9000 P-Trap

Optional Accessories

K-6160 Sink Rack

K-6162 Sink Rack

K-6545 Sponge Caddy

K-8801 Sink Strainer

Components

Additional included component/s: Under-mount sink kit 23" (584 mm).



Codes/Standards














ASME A112.19.1/CSA B45.2

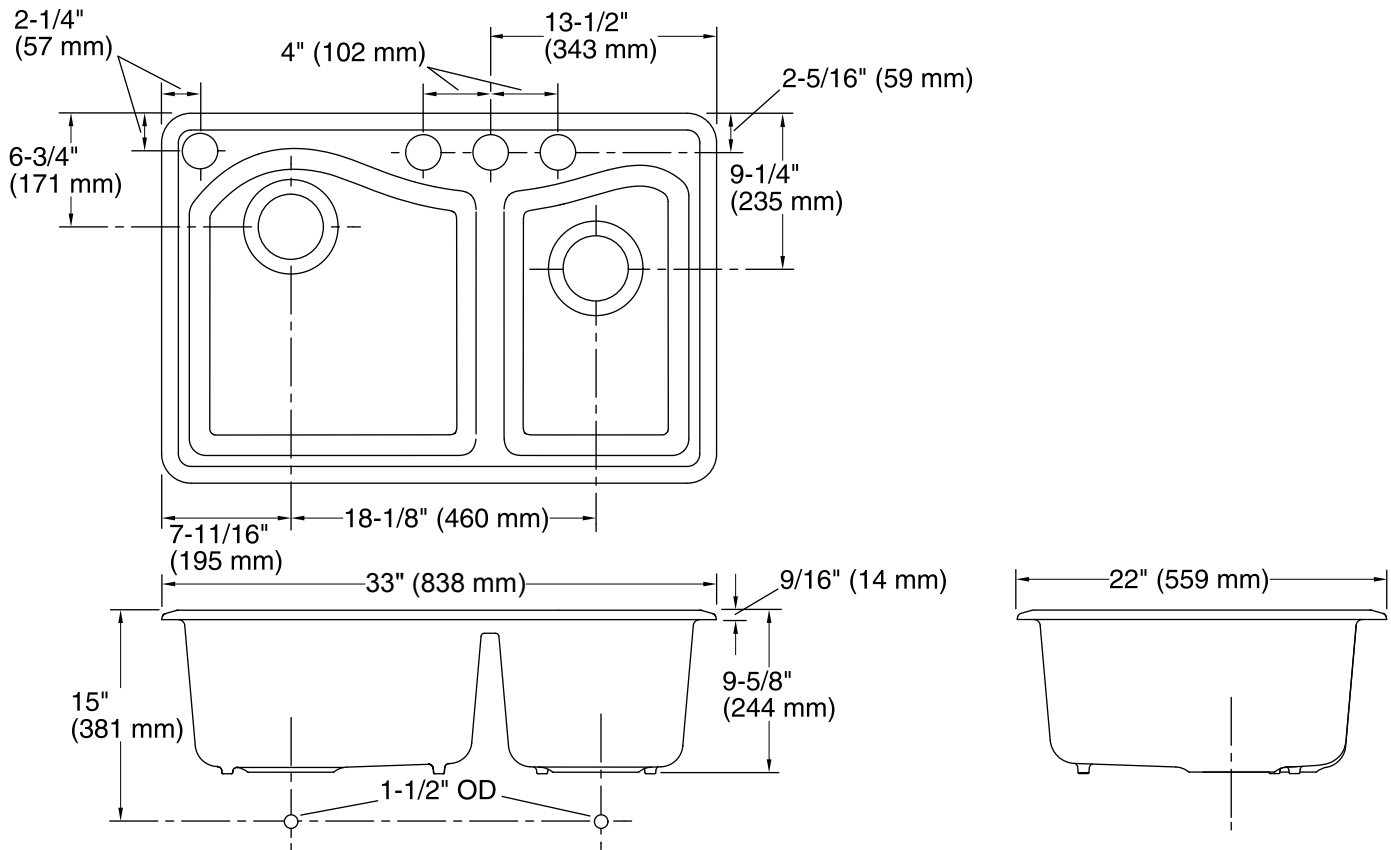
KOHLER® Enameled Cast Iron Kitchen Sink - Lifetime Limited Warranty

See website for detailed warranty information.

Available Color/Finishes

Color tiles intended for reference only.

Color	Code	Description
	0	White
	FF	Sea Salt™
	96	Biscuit
	47	Almond
	FD	Cane Sugar™
	NY	Dune
	95	Ice™ Grey
	G9	Sandbar
	33	Mexican Sand™
	K4	Cashmere
	FT	Basalt
	58	Thunder™ Grey
	20	Suede
	KA	Black 'n Tan
	FP	Caviar
	7	Black Black™



Technical Information

All product dimensions are nominal.

Bowl configuration:	Large/medium
Installation:	Under-mount
Bowl area (Left)	Length: 17-1/8" (435 mm) Width: 18-5/16" (465 mm) Bowl depth: 9" (229 mm)
Bowl area (Right)	Length: 11-1/16" (281 mm) Width: 17-5/16" (440 mm) Bowl depth: 9" (229 mm)
Number of deck holes:	4
Faucet hole(s):	2-3/8" (60 mm)
Drain hole:	3-7/8" (98 mm)
Template:	Under-mount, 1148647-7, required, included

Notes

Install this product according to the installation guide.

NOTICE: Countertop manufacturer or cutter must use the cut-out template provided with the product, or a current one provided by Kohler Co. (call 1-800-4KOHLER). Kohler Co. is not responsible for cutout errors when the incorrect cut-out template is used.