



**Freshman™**  
1.0 gpf Rear-inlet Urinal  
**K-4989-R**

**Features**

- Siphon jet.
- 3/4" rear spud.
- 1.0 gpf (3.8 lpf).
- Includes inlet and outlet spuds and hangers.

**Material**

- Vitreous china.

**Components**

Additional included component/s: Urinal, Inlet Spud, Outlet Spud, and Hangers.



**Codes/Standards**





ASME A112.19.2/CSA B45.1  
DOE - Energy Policy Act 1992

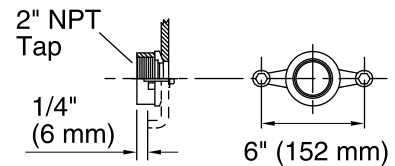
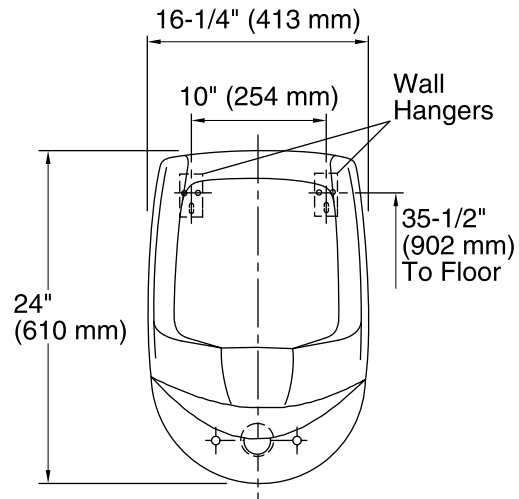
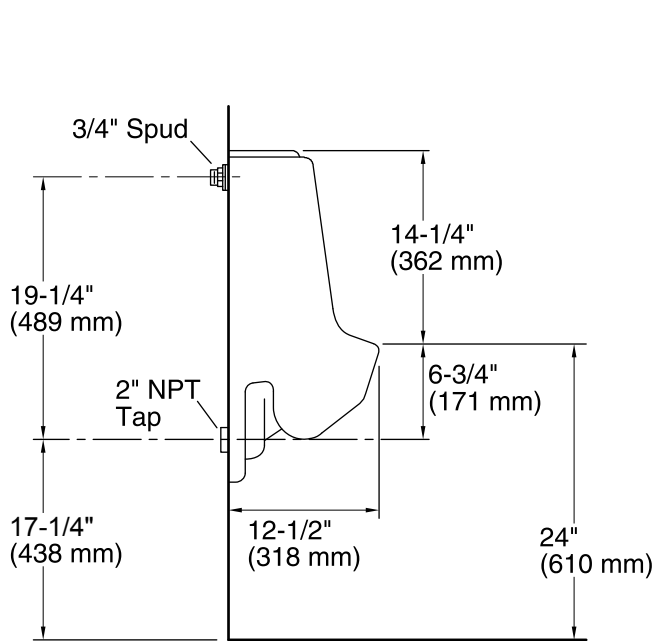
**KOHLER® One-Year Limited Warranty**

See website for detailed warranty information.

**Available Color/Finishes**

*Color tiles intended for reference only.*

Color	Code	Description
	0	White
	96	Biscuit
	47	Almond
	7	Black Black™



**Spud Detail**

### Technical Information

All product dimensions are nominal.

Flush outlet                      Siphon jet  
technology:

Spud size:                      inlet, Rear

Max. Water per Flush: 1 gal (3.8 L)

### Notes

Install this product according to the installation guide.