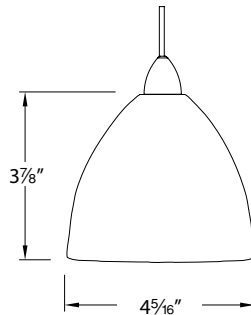



# AMBROSIA– model: G546

## European Collection Glass Pendant



Fixture Type:

Catalog Number:

Project: \_\_\_\_\_

Location: \_\_\_\_\_

### PRODUCT DESCRIPTION

This spectacular dichroic glass pendant is a diamond in the rough. The shade features a unique iridescent technique resulting in a stunning look. Made in Germany.

### FEATURES

- LED, Low Voltage and Line Voltage options available
- Can be used on canopies, all Quick Connect™ systems and line voltage rail and track systems
- All socket sets include 72" wire that may be cut in the field
- 5 year WAC Lighting product warranty
- UL & CUL Listed

### CONSTRUCTION

- **Shade:** Iridescent dichroic glass
- **LED Socket Set:** Aluminum w/acrylic diffuser
- **Low and Line Voltage Socket Set:** Machined aluminum w/frosted glass shield
- **MP Canopy:** Steel
- **Adapters – Solorail™, Duorail™:** Copper
- **Adapters – 120V Track, Linear Track, Flexrail1 and 2:** Polycarbonate

### COMPATIBLE SYSTEMS

#### Canopy (MP)

LED or Low Voltage halogen lamp options

Includes:

- Shade
- Quick Adjust™ Canopy (shown)
- Socket Set
- Lamp



The patent pending Quick Adjust™ Canopy has an adjustable cable that stores inside the canopy housing for easy in-field height adjustments.

**Sold as a complete unit with a single Order Number, no adapters needed.**

#### Quick Connect™ (QP)

LED or Low Voltage halogen lamp options

Includes:

- Shade
- Threaded Male Connector (shown)
- Socket Set
- Lamp



For use on Linear Track, 120V Track, Solorail™, Duorail™, Flexrail1™ and Flexrail2™ with proper Quick Connect™ adapter (sold separately).

Can also be used on any Quick Connect™ Canopy (sold separately) no adapter needed.

**Threaded Male Connector easily joins with all Quick Connect™ Adapters and Canopies.**

#### Line Voltage Rail and Track

Line Voltage xenon lamp

Includes:

- Shade
- Adapter to Rail or Track
- Socket Set
- Lamp

For use with 120V H, L and J single circuit track and J2 two circuit track systems and Flexrail1™ and Flexrail2™ rail systems.

**Sold as a complete unit with a single Order Number, adapter included.**

**For Lamp Specifications and Ordering Information see next page.**

#### WAC Lighting

www.waclighting.com

Phone (800) 526.2588 • Fax (800) 526.2585

#### Headquarters/Eastern Distribution Center

44 Harbor Park Drive • Port Washington, NY 11050

Phone (516) 515.5000 • Fax (516) 515.5050

#### Western Distribution Center

1750 Archibald Avenue • Ontario, CA 91760

Phone (800) 526.2588 • Fax (800) 526.2585

# AMBROSIA– model: G546

## European Collection Glass Pendant

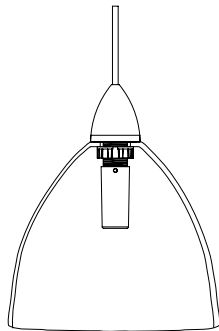


### SOCKET SET and LAMP INFORMATION

#### LEDme®

LED: 12V/5W, 230 lumens, 3500K, CRI 75 (included)

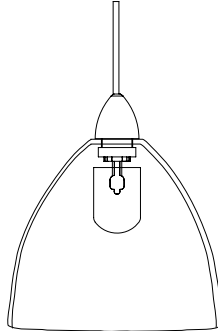
- May be dimmed w/electronic low voltage (ELV) dimmer
- Threaded ring used to secure shade to socket
- 30,000 hour rated life
- Energy efficient
- No projected Ultraviolet or Infrared radiation



#### Low Voltage

Lamp: 12V/50W max, halogen JC-50 (included)

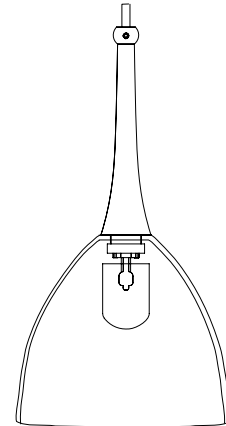
- May be dimmed
- Lamp shield secures shade to socket
- Includes 12V, 50W halogen bi-pin
- 20W and 35W lamps available (order separately)



#### Line Voltage

Lamp: 120V/50W max, xenon JCD-50X (included)

- May be dimmed
- Lamp shield used to secure shade to socket
- Includes 120V, 50W halogen lamp



### ORDER NUMBER

#### LEDme®

| System                       | Model #    | Shade Color | Finish                 |
|------------------------------|------------|-------------|------------------------|
| <b>MP-LED</b> Canopy         | <b>546</b> | <b>DIC</b>  | <b>BN</b>              |
| <b>QP-LED</b> Quick Connect™ |            |             | <b>CH</b><br><b>DB</b> |

Canopy (**MP**) models ordered as complete unit.

Quick Connect™ (**QP**) models must be ordered with an adapter or canopy, see next page for ordering info.

#### Low Voltage

| System                   | Model #    | Shade Color | Finish                 |
|--------------------------|------------|-------------|------------------------|
| <b>MP-</b> Canopy        | <b>546</b> | <b>DIC</b>  | <b>BN</b>              |
| <b>QP</b> Quick Connect™ |            |             | <b>CH</b><br><b>DB</b> |

#### Line Voltage

| System                 | Model #    | Shade Color | Finish    |
|------------------------|------------|-------------|-----------|
| <b>HM1-</b> Flexrail1™ | <b>546</b> | <b>DIC</b>  | <b>DB</b> |
| <b>HM-</b> Flexrail2™  |            |             | <b>PT</b> |
| <b>LTK-</b> L Track    |            |             | <b>BN</b> |
| <b>HTK-</b> H Track    |            |             | <b>DB</b> |
| <b>JTK-</b> J/J2 Track |            |             |           |

All Line Voltage models ordered as complete unit, adapter included.

System  Model #  - Color  / Finish

Example: **MP-LED546-DIC/BN**

### SHADE COLORS

**DIC**-Dichroic



### FINISHES

**BN**-Brushed Nickel



**CH**-Chrome



**DB**-Dark Bronze



**PT**-Platinum



### WAC Lighting

www.waclighting.com

Phone (800) 526.2588 • Fax (800) 526.2585

### Headquarters/Eastern Distribution Center

44 Harbor Park Drive • Port Washington, NY 11050

Phone (516) 515.5000 • Fax (516) 515.5050

### Western Distribution Center







1750 Archibald Avenue • Ontario, CA 91760

Phone (800) 526.2588 • Fax (800) 526.2585

# AMBROSIA– model: G546

## European Collection Glass Pendant

### QUICK CONNECT™ ADAPTERS (order one per fixture)




| Solorail™   | Model #  | Finish         | Duorail™  | Model #  | Finish         | Linear  | Model #                             | Finish               |
|---|----------|----------------|---|----------|----------------|---|-------------------------------------|----------------------|
|  | LM-QADP  | BN<br>CH<br>DB |  | LM2-QADP | BN<br>CH<br>DB |  | SADP                                | BK<br>BN<br>WT       |
| Flexrail1™  | Model #  | Finish         | Flexrail2™  | Model #  | Finish         | 120V Track  | Model #                             | Finish               |
|  | HM1-EN50 | DB<br>PT       |  | HM-EN50  | DB<br>PT       |  | EN-LQ50AR<br>EN-HQ50AR<br>EN-JQ50AR | BK<br>BN<br>DB<br>WT |

### ORDER NUMBER




Model #  - Finish

Example: **LM-QADP-BN**

### QUICK CONNECT™ CANOPIES with INTEGRAL DRIVER

|  |  |  |  |          |          |          |          |
|--|--|--|---|----------|----------|----------|----------|
| Model #  | Finish   | Model #  | Finish  | Model #  | Finish   | Model #  | Finish   |
| QMP-60ERN  | BN<br>CH<br>DB   | QMP-G1RN   | FR<br>MR  | QMP-G3RN | FR<br>MR | QMP-G3RE | FR<br>MR |

### QUICK CONNECT™ CANOPIES for use with REMOTE TRANSFORMER









|  |  |  |                |            |                |
|---|---|---|----------------|------------|----------------|
| Model #   | Finish  | Model #   | Finish         | Model #    | Finish         |
| QMP-MI-TR   | BN<br>CH<br>DB  | QMP-1RN-TR  | BN<br>CH<br>DB | QMP-1SQ-TR | BN<br>CH<br>DB |

### ORDER NUMBER

Model #  - Finish

Example: **QMP-60ERN-BN**

### FINISHES

|  |   |   |   |   |   |   |   |
|--|---|---|---|---|---|---|---|
| <b>BK-Black</b>  | <b>BN-Brushed Nickel</b>  | <b>CH-Chrome</b>  | <b>DB-Dark Bronze</b>   | <b>FR-Frosted</b>   | <b>MR-Mirror</b>  | <b>PT-Platinum</b>  | <b>WT-White</b>   |
|  |  |  |  |  |  |  |  |

WAC Lighting  
www.waclighting.com  
Phone (800) 526.2588 • Fax (800) 526.2585

Headquarters/Eastern Distribution Center  
44 Harbor Park Drive • Port Washington, NY 11050  
Phone (516) 515.5000 • Fax (516) 515.5050

Western Distribution Center  
1750 Archibald Avenue • Ontario, CA 91760  
Phone (800) 526.2588 • Fax (800) 526.2585