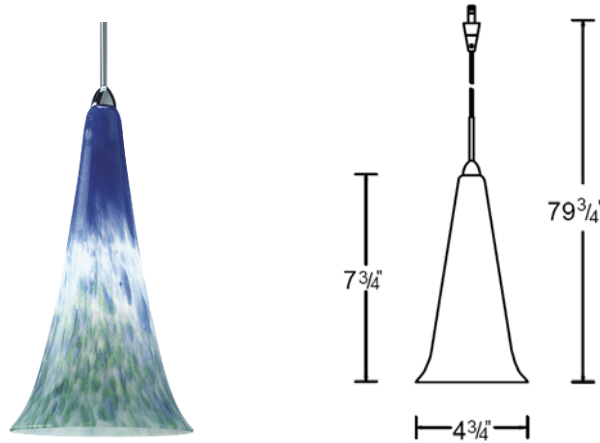


<b>CATALOG NUMBER</b>	<b>TYPE</b>
<b>PROJECT</b>	

**KALEIDOSCOPE COLLECTION**

**QUICK CONNECT™ pendants- PASSION**



<b>Ordering Matrix</b>		
<b>Model</b>	<b>Glass</b>	<b>Socket Set Finish</b>
[ ]	[ ]	[ ]
<b>QP614</b>	<b>BG-Blue/Green</b>	<b>BN</b> – Brushed Nickel <b>CH</b> – Chrome <b>DB</b> – Dark Bronze

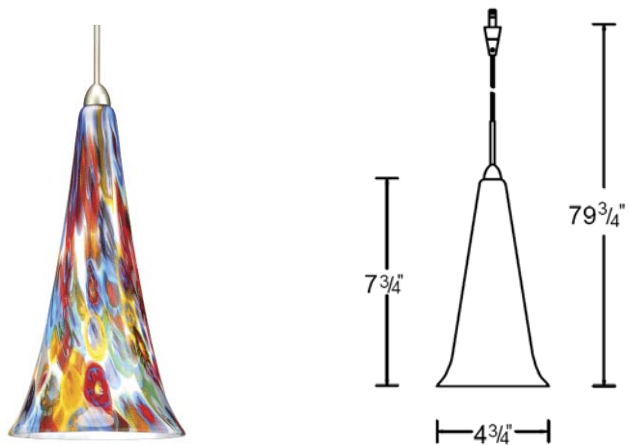
Example (Model-Glass/Socket Set Finish) : QP614-BG/CH

<b>Product Details</b>		<b>Specification Features</b>
<b>Description:</b>	Complete set includes hand blown glass shade, socket set and lamp for use with all WAC QUICK CONNECT™ systems. May also be compatible with other manufacturers quick connect systems. Consult WAC for system compatibility information.	<ul style="list-style-type: none"> <li>● QP614 requires proper QUICK CONNECT™ adapter to use with WAC's low voltage rail and track systems (DUORAIL™, SOLORAIL™ and Linear track), line voltage track systems, (FLEXRAIL1™ and 120v track ) and monopoint and multipoint canopies.</li> <li>● Complete set should include glass shade (G614), socket set and lamp</li> <li>● 6' long socket set cable, field cuttable</li> <li>● Socket set finishes include Brushed Nickel (BN), Chrome (CH)&amp; Dark Bronze (DB)</li> <li>● 5 year product warranty.</li> </ul>
<b>Materials:</b>	QP614-BG/CH consists of three parts: (1) G614-BG Blue/Green art glass shade (1) QP-601-CH Pendant socket set (1) JC-50 Halogen Bi-Pin lamp (included)	
<b>Socket:</b>	Include 6' of braided cable and hang-straight tube.	
<b>Shade:</b>	From Caribbean Blue Greens to Volcanic Reds, add decorative interest over your bar or light up a retail display with these graceful floral designs.  The glass shade measures as follows: 7 3/4 " H x 4 3/4 " Ø	
<b>Wattage:</b>	12v 50w max.	
<b>Finish:</b>	BG/BN - Blue/Green pendant and Brushed Nickel socket BG/CH - Blue/Green pendant and Chrome socket BG/DB - Blue/Green pendant and Dark Bronze socket	
<b>Listing:</b>	UL & CUL Listed.	

<b>CATALOG NUMBER</b>	<b>TYPE</b>
<b>PROJECT</b>	

**KALEIDOSCOPE COLLECTION**

**QUICK CONNECT™ pendants- PASSION**



<b>Ordering Matrix</b>		
<b>Model</b>	<b>Glass</b>	<b>Socket Set Finish</b>
[ ]	[ ]	[ ]
<b>QP614</b>	<b>MF-Millefiore</b>	<b>BN</b> – Brushed Nickel <b>CH</b> – Chrome <b>DB</b> – Dark Bronze

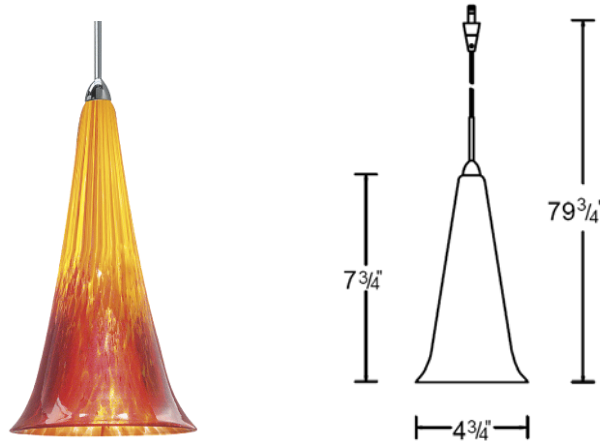
Example (Model-Glass/Socket Set Finish) : QP614-MF/CH

<b>Product Details</b>		<b>Specification Features</b>
<b>Description:</b>	Complete set includes hand blown glass shade, socket set and lamp for use with all WAC QUICK CONNECT™ systems. May also be compatible with other manufacturers quick connect systems. Consult WAC for system compatibility information.	<ul style="list-style-type: none"> <li>● QP614 requires proper QUICK CONNECT™ adapter to use with WAC's low voltage rail and track systems (DUORAIL™, SOLORAIL™ and Linear track), line voltage track systems, (FLEXRAIL1™ and 120v track ) and monopoint and multipoint canopies.</li> <li>● Complete set should include glass shade (G614), socket set and lamp</li> <li>● 6' long socket set cable, field cuttable</li> <li>● Socket set finishes include Brushed Nickel (BN), Chrome (CH)&amp; Dark Bronze (DB)</li> <li>● 5 year product warranty.</li> </ul>
<b>Materials:</b>	QP614-MF/CH consists of three parts: (1) G614-MF Millefiore art glass shade (1) QP-601-CH Pendant socket set (1) JC-50 Halogen Bi-Pin lamp (included)	
<b>Socket:</b>	Include 6' of braided cable and hang-straight tube.	
<b>Shade:</b>	From Caribbean Blue Greens to Volcanic Reds, add decorative interest over your bar or light up a retail display with these graceful floral designs.  The glass shade measures as follows: 7 3/4 " H x 4 3/4 " Ø	
<b>Wattage:</b>	12v 50w max.	
<b>Finish:</b>	MF/BN - Millefiore pendant and Brushed Nickel socket MF/CH - Millefiore pendant and Chrome socket MF/DB - Millefiore pendant and Dark Bronze socket	
<b>Listing:</b>	UL & CUL Listed.	

<b>CATALOG NUMBER</b>	<b>TYPE</b>
<b>PROJECT</b>	

**KALEIDOSCOPE COLLECTION**

**QUICK CONNECT™ pendants- PASSION**



<b>Ordering Matrix</b>		
<b>Model</b>	<b>Glass</b>	<b>Socket Set Finish</b>
[ ]	[ ]	[ ]
<b>QP614</b>	<b>YR-Yellow/Red</b>	<b>BN</b> – Brushed Nickel <b>CH</b> – Chrome <b>DB</b> – Dark Bronze

Example (Model-Glass/Socket Set Finish) : QP614-YR/CH

<b>Product Details</b>		<b>Specification Features</b>
<b>Description:</b>	Complete set includes hand blown glass shade, socket set and lamp for use with all WAC QUICK CONNECT™ systems. May also be compatible with other manufacturers quick connect systems. Consult WAC for system compatibility information.	<ul style="list-style-type: none"> <li>● QP614 requires proper QUICK CONNECT™ adapter to use with WAC's low voltage rail and track systems (DUORAIL™, SOLORAIL™ and Linear track), line voltage track systems, (FLEXRAIL1™ and 120v track ) and monopoint and multipoint canopies.</li> <li>● Complete set should include glass shade (G614), socket set and lamp</li> <li>● 6' long socket set cable, field cuttable</li> <li>● Socket set finishes include Brushed Nickel (BN), Chrome (CH)&amp; Dark Bronze (DB)</li> <li>● 5 year product warranty.</li> </ul>
<b>Materials:</b>	QP614-YR/CH consists of three parts: (1) G614-YR Yellow/Red art glass shade (1) QP-601-CH Pendant socket set (1) JC-50 Halogen Bi-Pin lamp (included)	
<b>Socket:</b>	Include 6' of braided cable and hang-straight tube.	
<b>Shade:</b>	From Caribbean Blue Greens to Volcanic Reds, add decorative interest over your bar or light up a retail display with these graceful floral designs.  The glass shade measures as follows: 7 3/4 " H x 4 3/4 " Ø	
<b>Wattage:</b>	12v 50w max.	
<b>Finish:</b>	YR/BN - Yellow/Red pendant and Brushed Nickel socket YR/CH - Yellow/Red pendant and Chrome socket YR/DB - Yellow/Red pendant and Dark Bronze socket	
<b>Listing:</b>	UL & CUL Listed.	