



MODEL: B36-VS

NO.	ASSEMBLY NAME	QUANTITY	NO.	ASSEMBLY NAME	QUANTITY
(1)	LEG	4	(6)	POP-UP WASTE	1
(2)	SCREW $\Phi 4$	16	(7)	FAUCET	1
(3)	CABINET	1	(8)	MIRROR	1
(4)	HANDLE	6	(9)	SCREW $\Phi 6$	2
(5)	COUNTERTOP+BASIN	1	(10)	SELF-TAPPING SCREW	2


1



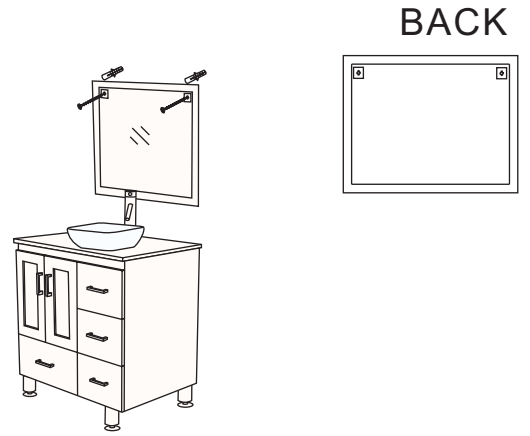
2



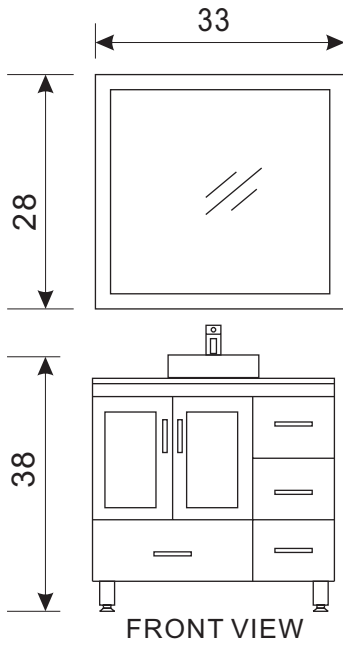
3



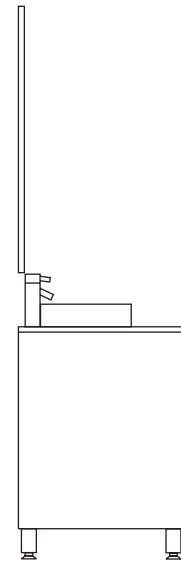
4



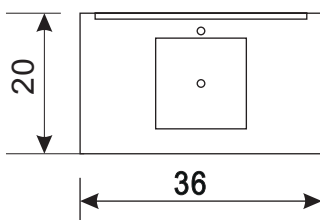
BACK



FRONT VIEW



SIDE VIEW



TOP VIEW

